

Ogden International HS High School 2020 Report



9th Grade Enrollment



first-time 9th graders enrolled in Ogden International HS in 2019–2020.

In which community areas do Ogden International HS's 2019–2020 9th graders live?

| Community Area | Number of 9th Graders | Percentage of 9th Graders |
|-----------------|-----------------------|---------------------------|
| Near North Side | 28 | 17% |
| West Town | 22 | 13% |
| Humboldt Park | 14 | 9% |
| Near West Side | 11 | 7% |
| New City | 6 | 4% |
| Other | 16 | 16% |

How do I use this dataset?

This report provides a snapshot of what 6 important milestones on the path to college completion look like for students at Ogden International HS. The report can be a starting place to ask deeper questions about Ogden International HS's data using the To&Through Online Milestones Tool like:

- What are the current milestone rates? How do these rates differ for different student groups?
- How have trends in these milestones changed overtime? What historical context and factors may have affected these rates?
- What additional context about student experiences can help me better understand these milestone rates?

Take a deeper dive into the data at
<https://toandthrough.uchicago.edu/tool/>

9th Grade On-Track

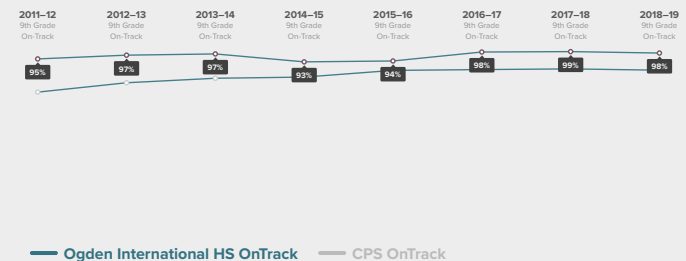


of 2018–2019 first-time 9th graders at Ogden International HS were on-track to graduate from high school in 4 years.

A student is considered on-track to graduate at the end of their ninth-grade year if they have:

- Completed **5** course credits and
- Failed no more than **1** semester of a core course in their first year of high school

How has the 9th Grade On-Track rate for students at Ogden International HS changed over time?



High School Graduation

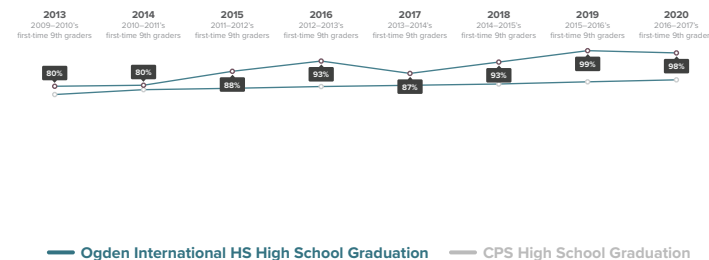


0% of 2016–2017 first-time 9th graders at Ogden International HS graduated high school by spring of 2020.

What colleges are 2016–2017 Ogden International HS graduates able to access based on GPA and ACT scores?

55% graduated with Highly Competitive / Competitive College Access
 37% graduated with Moderately Competitive College Access
 6% graduated with Slightly Competitive / Near Open Admission College Access
 0% graduated with unavailable college access data
 2% did not graduate

How has the High School Graduation rate for students at Ogden International HS changed over time?



College Enrollment



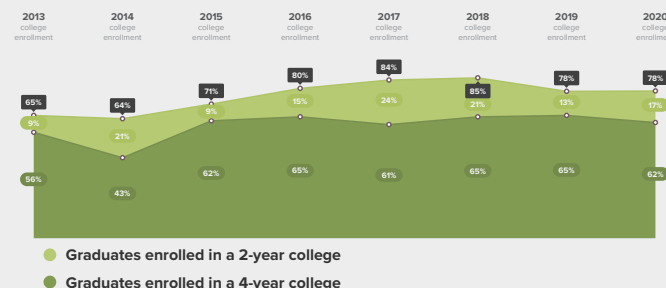
10% of 2020 high school graduates from Ogden International HS enrolled in college in fall of 2020.

In which colleges did 2020 Ogden International HS graduates enroll?

| | Graduates Enrolled | URM Grad Rate | Institutional Grad Rate | Institution Type |
|-----------------------------------|--------------------|---------------|-------------------------|------------------|
| University of Illinois at Chicago | 10 | 54% | 61% | 4 year |

In order to preserve students' anonymity, only colleges that enrolled at least 5 students from Ogden International HS in 2019 are included in this table.

How has the College Enrollment rate for students at Ogden International HS changed over time?



College Persistence

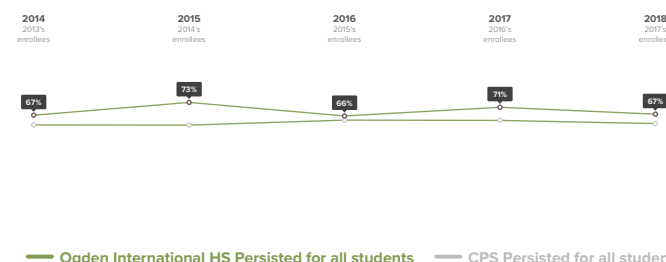


39% of 2017 immediate enrollees from Ogden International HS were enrolled in the fall of 2018.

Where are 2017 Ogden International HS graduates after 4 semesters?

| 2-year enrollees | 4-year enrollees |
|--|--|
| 2017 Immediate Enrollees from Ogden International HS | 2017 Immediate Enrollees from Ogden International HS |
| 11% transferred to 4-year college | 63% remained in a 4-year college |
| 39% remained in a 2-year college | 11% transferred to a 2-year college |
| 50% did not persist | 26% did not persist |

How has the College Persistence rate for students at Ogden International HS changed over time?



College Completion



35% of 2013 immediate enrollees from Ogden International HS completed a degree or credential by spring of 2019.

What credentials did 2013 Ogden International HS graduates complete and how did college completion at Ogden International HS compare to completion across CPS?

| College Completion by 2019 | College Completion by 2019 |
|--|---|
| 2013 Immediate Enrollees from Ogden International HS | 2013 Immediate Enrollees from CPS |
| 35% completed bachelor's degree | 35% completed bachelor's degree |
| 8% completed associate degree or certificate | 11% completed associate degree or certificate |
| 57% did not complete college | 54% did not complete college |

How has the College Completion rate for students at Ogden International HS changed over time?

