

Alcott Humanities HS High School 2020 Report



9th Grade Enrollment



first-time 9th graders enrolled in Alcott Humanities HS in 2019–2020.

In which community areas do Alcott Humanities HS's 2019–2020 9th graders live?

Community Area	Number of 9th Graders	Percentage of 9th Graders
Avondale	18	24%
Logan Square	8	11%
West Town	6	8%
Belmont Cragin	5	7%

In order to preserve students' anonymity, only community areas with at least 5 ninth-grade enrollees from Alcott Humanities HS in are included in this table.

How do I use this dataset?

This report provides a snapshot of what 6 important milestones on the path to college completion look like for students at Alcott Humanities HS. The report can be a starting place to ask deeper questions about Alcott Humanities HS's data using the To&Through Online Milestones Tool like:

- What are the current milestone rates? How do these rates differ for different student groups?
- How have trends in these milestones changed overtime? What historical context and factors may have affected these rates?
- What additional context about student experiences can help me better understand these milestone rates?

Take a deeper dive into the data at <https://toandthrough.uchicago.edu/tool/>

9th Grade On-Track

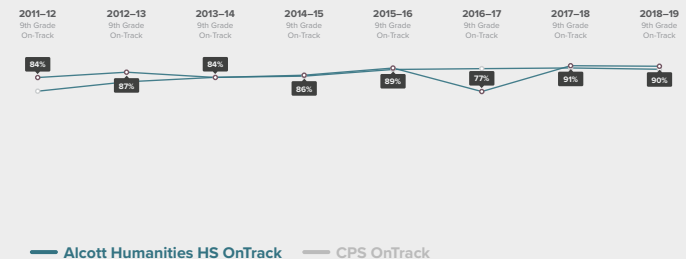


of 2018–2019 first-time 9th graders at Alcott Humanities HS were on-track to graduate from high school in 4 years.

A student is considered on-track to graduate at the end of their ninth-grade year if they have:

- Completed **5** course credits and
- Failed no more than **1** semester of a core course in their first year of high school

How has the 9th Grade On-Track rate for students at Alcott Humanities HS changed over time?



High School Graduation

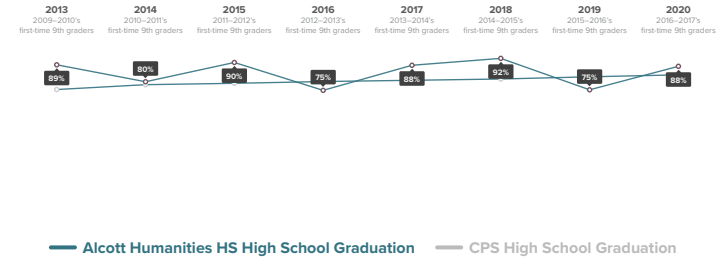


0% of 2016–2017 first-time 9th graders at Alcott Humanities HS graduated high school by spring of 2020.

What colleges are 2016–2017 Alcott Humanities HS graduates able to access based on GPA and ACT scores?

24% graduated with Highly Competitive / Competitive College Access
 31% graduated with Moderately Competitive College Access
 29% graduated with Slightly Competitive / Near Open Admission College Access
 3% graduated with unavailable college access data
 12% did not graduate

How has the High School Graduation rate for students at Alcott Humanities HS changed over time?



College Enrollment



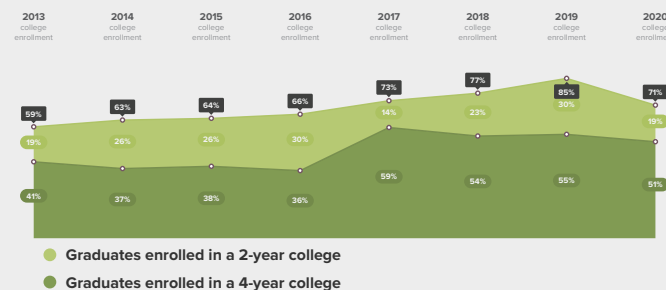
100% of 2020 high school graduates from Alcott Humanities HS enrolled in college in fall of 2020.

In which colleges did 2020 Alcott Humanities HS graduates enroll?

	Graduates Enrolled	URM Grad Rate	Institutional Grad Rate	Institution Type
Northeastern Illinois University	7	15%	21%	4 year
City Colleges of Chicago-Harry S Truman College	6	26%	27%	2 year

In order to preserve students' anonymity, only colleges that enrolled at least 5 students from Alcott Humanities HS in 2019 are included in this table.

How has the College Enrollment rate for students at Alcott Humanities HS changed over time?



College Persistence



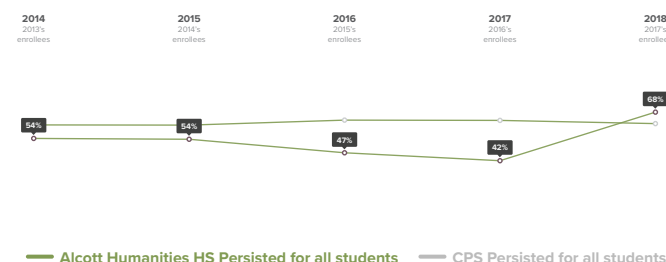
100% of 2017 immediate enrollees from Alcott Humanities HS were enrolled in the fall of 2018.

Where are 2017 Alcott Humanities HS graduates after 4 semesters?

2-year enrollees	4-year enrollees
2017 Immediate Enrollees from Alcott Humanities HS	2017 Immediate Enrollees from Alcott Humanities HS
	52% remained in a 4-year college
	15% transferred to a 2-year college
	33% did not persist

Not shown: Fewer than 10 students in the group

How has the College Persistence rate for students at Alcott Humanities HS changed over time?



College Completion



100% of 2013 immediate enrollees from Alcott Humanities HS completed a degree or credential by spring of 2019.

What credentials did 2013 Alcott Humanities HS graduates complete and how did college completion at Alcott Humanities HS compare to completion across CPS?

College Completion by 2019	College Completion by 2019
2013 Immediate Enrollees from Alcott Humanities HS	2013 Immediate Enrollees from CPS
26% completed bachelor's degree	35% completed bachelor's degree
9% completed associate degree or certificate	11% completed associate degree or certificate
66% did not complete college	54% did not complete college

How has the College Completion rate for students at Alcott Humanities HS changed over time?

