

## 9th Grade Enrollment



first-time 9th graders enrolled in Bowen HS in 2019–2020.

### In which community areas do Bowen HS's 2019–2020 9th graders live?

| Community Area  | Number of 9th Graders | Percentage of 9th Graders |
|-----------------|-----------------------|---------------------------|
| South Chicago   | 34                    | 58%                       |
| Calumet Heights | 9                     | 15%                       |
| South Deering   | 9                     | 15%                       |

*In order to preserve students' anonymity, only community areas with at least 5 ninth-grade enrollees from Bowen HS in are included in this table.*

### How do I use this dataset?

This report provides a snapshot of what 6 important milestones on the path to college completion look like for students at Bowen HS. The report can be a starting place to ask deeper questions about Bowen HS's data using the To&Through Online Milestones Tool like:

- What are the current milestone rates? How do these rates differ for different student groups?
- How have trends in these milestones changed overtime? What historical context and factors may have affected these rates?
- What additional context about student experiences can help me better understand these milestone rates?

Take a deeper dive into the data at  
<https://toandthrough.uchicago.edu/tool/>

## 9th Grade On-Track

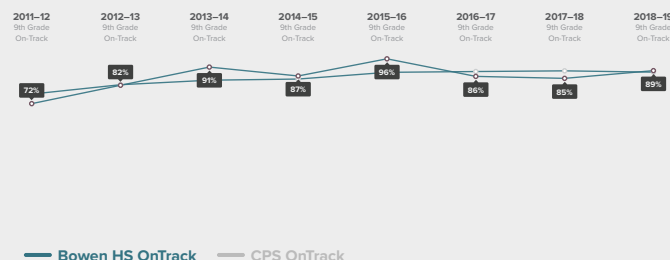


of 2018–2019 first-time 9th graders at Bowen HS were on-track to graduate from high school in 4 years.

A student is considered on-track to graduate at the end of their ninth-grade year if they have:

- Completed **5** course credits and
- Failed no more than **1** semester of a core course in their first year of high school

### How has the 9th Grade On-track rate for students at Bowen HS changed over time?



## High School Graduation

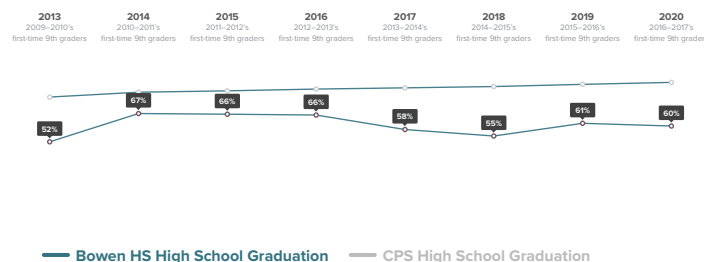


of 2016–2017 first-time 9th graders at Bowen HS graduated high school by spring of 2020.

### What colleges are 2016–2017 Bowen HS graduates able to access based on GPA and ACT scores?

14% graduated with Highly Competitive / Competitive College Access  
 25% graduated with Moderately Competitive College Access  
 20% graduated with Slightly Competitive / Near Open Admission College Access  
 2% graduated with unavailable college access data  
 40% did not graduate

### How has the High School Graduation rate for students at Bowen HS changed over time?



## College Enrollment



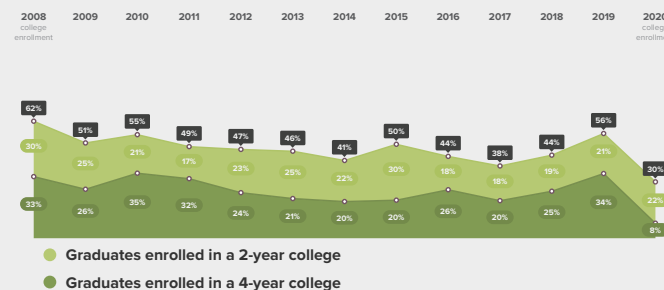
of 2020 high school graduates from Bowen HS enrolled in college in fall of 2020.

### In which colleges did 2020 Bowen HS graduates enroll?

|   | Graduates Enrolled | URM Grad Rate | Institutional Grad Rate | Institution Type |
|---|--------------------|---------------|-------------------------|------------------|
| City Colleges of Chicago-Olive-Harvey College | 6                  | 21%           | 21%                     | 2 year           |

*In order to preserve students' anonymity, only colleges that enrolled at least 5 students from Bowen HS in 2019 are included in this table.*

### How has the College Enrollment rate for students at Bowen HS changed over time?



## College Persistence

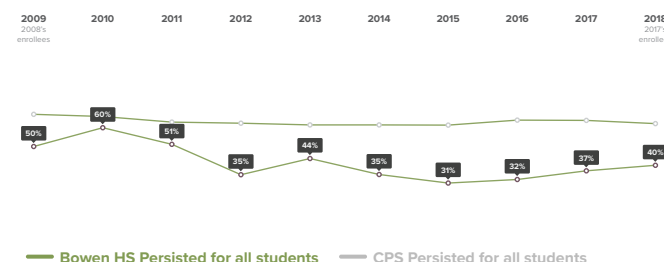


of 2017 immediate enrollees from Bowen HS were enrolled in the fall of 2018.

### Where are 2017 Bowen HS graduates after 4 semesters?

| 2-year enrollees                       | 4-year enrollees                       |
|--|--|
| 2017 Immediate Enrollees from Bowen HS | 2017 Immediate Enrollees from Bowen HS |
| 0% transferred to 4-year college       | 46% remained in a 4-year college       |
| 17% remained in a 2-year college       | 15% transferred to a 2-year college    |
| 83% did not persist                    | 38% did not persist                    |

### How has the College Persistence rate for students at Bowen HS changed over time?



## College Completion



of 2013 immediate enrollees from Bowen HS completed a degree or credential by spring of 2019.

### What credentials did 2013 Bowen HS graduates complete and how did college completion at Bowen HS compare to completion across CPS?

| College Completion by 2019                    | College Completion by 2019                    |
|---|---|
| 2013 Immediate Enrollees from Bowen HS        | 2013 Immediate Enrollees from CPS             |
| 7% completed bachelor's degree                | 35% completed bachelor's degree               |
| 12% completed associate degree or certificate | 11% completed associate degree or certificate |
| 81% did not complete college                  | 54% did not complete college                  |

### How has the College Completion rate for students at Bowen HS changed over time?

