

## 9th Grade Enrollment



first-time 9th graders enrolled in Whitney Young in 2019–2020.

## In which community areas do Whitney Young's 2019–2020 9th graders live?

Community Area	Number of 9th Graders	Percentage of 9th Graders
Bridgeport	30	7%
Near West Side	26	6%
West Town	26	6%
South Lawndale	18	4%
Brighton Park	17	4%
Other	266	69%

## How do I use this dataset?

This report provides a snapshot of what 6 important milestones on the path to college completion look like for students at Whitney Young. The report can be a starting place to ask deeper questions about Whitney Young's data using the To&Through Online Milestones Tool like:

- What are the current milestone rates? How do these rates differ for different student groups?
- How have trends in these milestones changed overtime? What historical context and factors may have affected these rates?
- What additional context about student experiences can help me better understand these milestone rates?

Take a deeper dive into the data at  
<https://toandthrough.uchicago.edu/tool/>

## 9th Grade On-Track

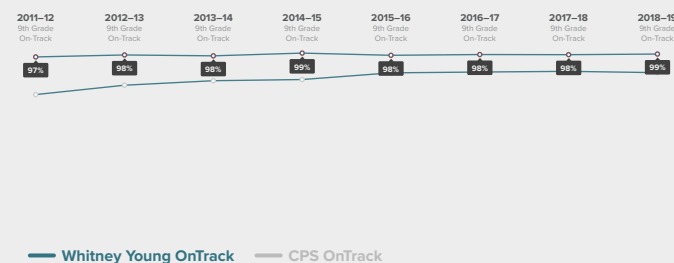


of 2018–2019 first-time 9th graders at Whitney Young were on-track to graduate from high school in 4 years.

A student is considered on-track to graduate at the end of their ninth-grade year if they have:

- Completed **5** course credits and
- Failed no more than **1** semester of a core course in their first year of high school

## How has the 9th Grade On-Track rate for students at Whitney Young changed over time?



## High School Graduation



of 2016–2017 first-time 9th graders at Whitney Young graduated high school by spring of 2020.

## What colleges are 2016–2017 Whitney Young graduates able to access based on GPA and ACT scores?

**92%** graduated with Highly Competitive / Competitive College Access

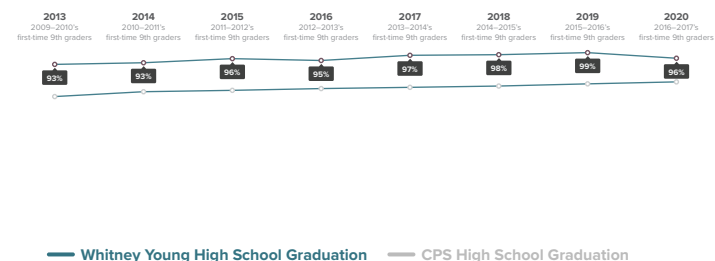
**4%** graduated with Moderately Competitive College Access

**0%** graduated with Slightly Competitive / Near Open Admission College Access

**0%** graduated with unavailable college access data

**4%** did not graduate

## How has the High School Graduation rate for students at Whitney Young changed over time?



## College Enrollment

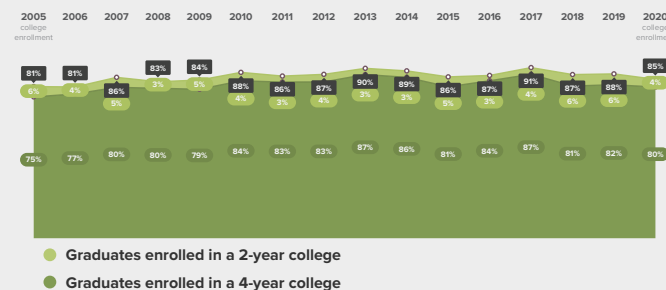


81% of 2020 high school graduates from Whitney Young enrolled in college in fall of 2020.

### In which colleges did 2020 Whitney Young graduates enroll?

	Graduates Enrolled	URM Grad Rate	Institutional Grad Rate	Institution Type
University of Illinois at Urbana-Champaign	81	76%	85%	4 year
University of Illinois at Chicago	32	54%	61%	4 year
Northwestern University	20	89%	94%	4 year
Loyola University Chicago	16	66%	74%	4 year
DePaul University	15	65%	74%	4 year

### How has the College Enrollment rate for students at Whitney Young changed over time?



## College Persistence

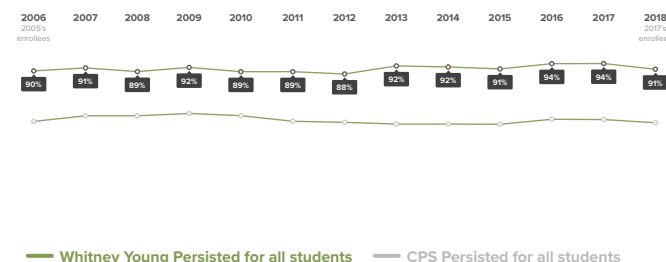


56% of 2017 immediate enrollees from Whitney Young were enrolled in the fall of 2018.

### Where are 2017 Whitney Young graduates after 4 semesters?

2-year enrollees	4-year enrollees
2017 Immediate Enrollees from Whitney Young	2017 Immediate Enrollees from Whitney Young
0% transferred to 4-year college	90% remained in a 4-year college
56% remained in a 2-year college	3% transferred to a 2-year college
44% did not persist	8% did not persist

### How has the College Persistence rate for students at Whitney Young changed over time?



## College Completion



84% of 2013 immediate enrollees from Whitney Young completed a degree or credential by spring of 2019.

### What credentials did 2013 Whitney Young graduates complete and how did college completion at Whitney Young compare to completion across CPS?

College Completion by 2019	College Completion by 2019
2013 Immediate Enrollees from Whitney Young	2013 Immediate Enrollees from CPS
84% completed bachelor's degree	35% completed bachelor's degree
2% completed associate degree or certificate	11% completed associate degree or certificate
14% did not complete college	54% did not complete college

### How has the College Completion rate for students at Whitney Young changed over time?

