

## 9th Grade Enrollment



first-time 9th graders enrolled in Lincoln Park in 2019–2020.

### In which community areas do Lincoln Park's 2019–2020 9th graders live?

Community Area	Number of 9th Graders	Percentage of 9th Graders
Lincoln Park	139	24%
Near North Side	82	14%
Lake View	51	9%
Logan Square	21	4%
Bridgeport	20	4%
Other	186	37%

### How do I use this dataset?

This report provides a snapshot of what 6 important milestones on the path to college completion look like for students at Lincoln Park. The report can be a starting place to ask deeper questions about Lincoln Park's data using the To&Through Online Milestones Tool like:

- What are the current milestone rates? How do these rates differ for different student groups?
- How have trends in these milestones changed overtime? What historical context and factors may have affected these rates?
- What additional context about student experiences can help me better understand these milestone rates?

Take a deeper dive into the data at  
<https://toandthrough.uchicago.edu/tool/>

## 9th Grade On-Track

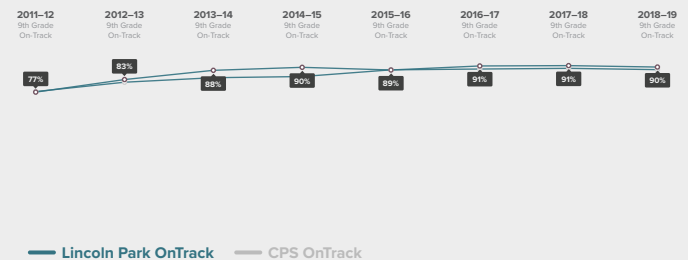


of 2018–2019 first-time 9th graders at Lincoln Park were on-track to graduate from high school in 4 years.

A student is considered on-track to graduate at the end of their ninth-grade year if they have:

- Completed **5** course credits and
- Failed no more than **1** semester of a core course in their first year of high school

### How has the 9th Grade On-Track rate for students at Lincoln Park changed over time?



## High School Graduation

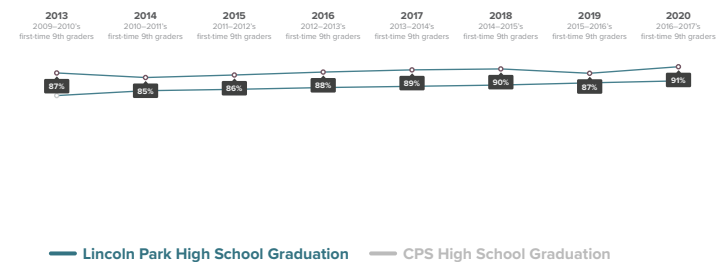


of 2016–2017 first-time 9th graders at Lincoln Park graduated high school by spring of 2020.

### What colleges are 2016–2017 Lincoln Park graduates able to access based on GPA and ACT scores?

60% graduated with Highly Competitive / Competitive College Access  
 16% graduated with Moderately Competitive College Access  
 15% graduated with Slightly Competitive / Near Open Admission College Access  
 1% graduated with unavailable college access data  
 9% did not graduate

### How has the High School Graduation rate for students at Lincoln Park changed over time?



## College Enrollment

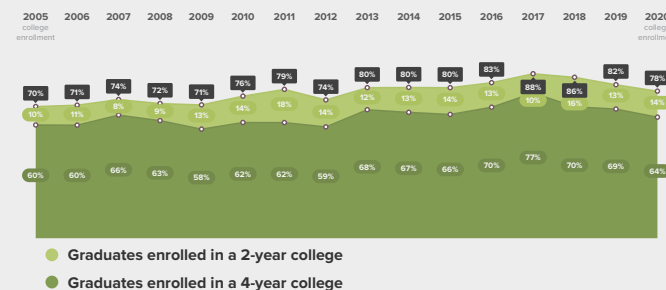


100% of 2020 high school graduates from Lincoln Park enrolled in college in fall of 2020.

### In which colleges did 2020 Lincoln Park graduates enroll?

	Graduates Enrolled	URM Grad Rate	Institutional Grad Rate	Institution Type
University of Illinois at Chicago	43	54%	61%	4 year
University of Illinois at Urbana-Champaign	31	76%	85%	4 year
DePaul University	18	65%	74%	4 year
Loyola University Chicago	18	66%	74%	4 year
City Colleges of Chicago-Harold Washington College	16	20%	19%	2 year

### How has the College Enrollment rate for students at Lincoln Park changed over time?



## College Persistence

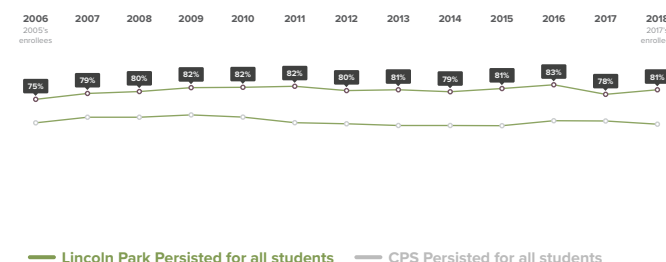


100% of 2017 immediate enrollees from Lincoln Park were enrolled in the fall of 2018.

### Where are 2017 Lincoln Park graduates after 4 semesters?

2-year enrollees	4-year enrollees
2017 Immediate Enrollees from Lincoln Park	2017 Immediate Enrollees from Lincoln Park
0% transferred to 4-year college	78% remained in a 4-year college
49% remained in a 2-year college	7% transferred to a 2-year college
51% did not persist	15% did not persist

### How has the College Persistence rate for students at Lincoln Park changed over time?



## College Completion



100% of 2013 immediate enrollees from Lincoln Park completed a degree or credential by spring of 2019.

### What credentials did 2013 Lincoln Park graduates complete and how did college completion at Lincoln Park compare to completion across CPS?

College Completion by 2019	College Completion by 2019
2013 Immediate Enrollees from Lincoln Park	2013 Immediate Enrollees from CPS
57% completed bachelor's degree	35% completed bachelor's degree
7% completed associate degree or certificate	11% completed associate degree or certificate
36% did not complete college	54% did not complete college

### How has the College Completion rate for students at Lincoln Park changed over time?

