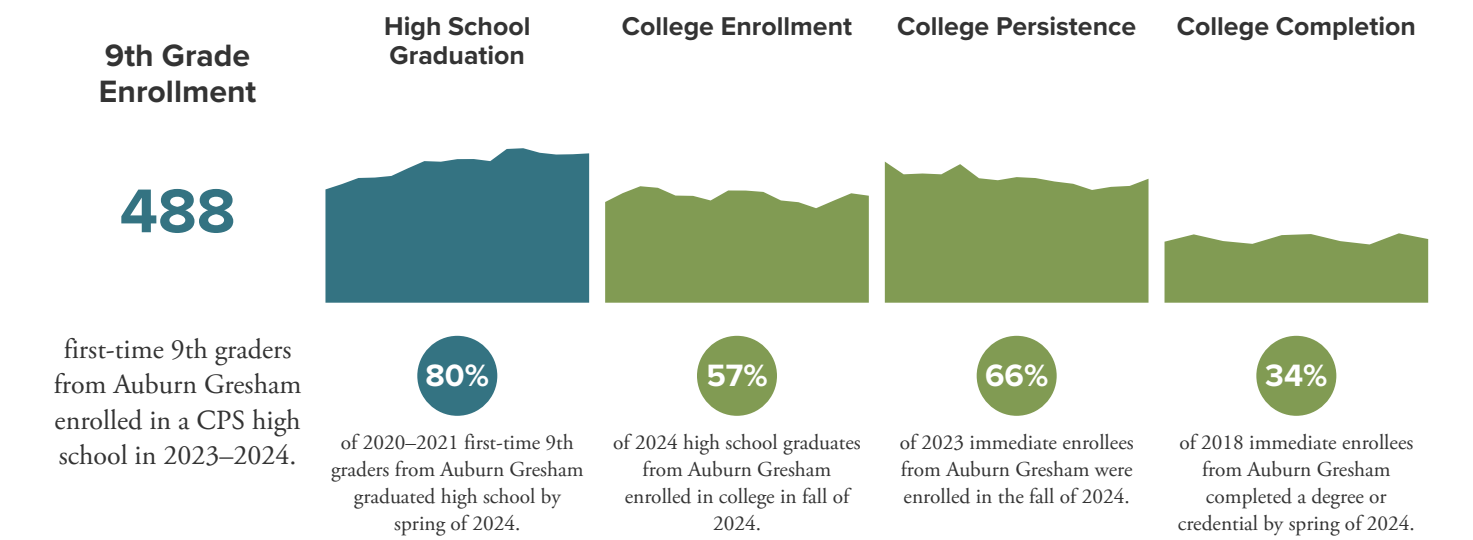


Educational Attainment in Auburn Gresham

This report provides an overview of historic trends among Chicago Public Schools students from Auburn Gresham on five milestones along the path to and through college. The data in this report is designed to give community stakeholders actionable information to inform their efforts to propel more students to and through high school and college. While the data shown here can start conversations about how to meaningfully invest in students from Auburn Gresham, it only begins to tell the full story. Explore in-depth data on high school outcomes and post-secondary experiences in Auburn Gresham through the [To&Through online tool](#).

Using data to guide school improvement means that the conversation around the data is just as important as the data itself. Using accompanying discussion guides alongside this report and the To&Through online tool can help your community or team socialize foundational knowledge on research-based indicators, form consensus around goals and strategies for improvement, and build an imperative for your collective work supporting equitable outcomes.



The data displayed in this report may differ from data provided directly from CPS. [Read](#) about how we define student groups and calculate rates.

Putting Data in Context

This report focuses on educational outcomes for Chicago Public Schools students from Auburn Gresham. This data cannot be understood in a vacuum, however. Student attainment data must be analyzed through a critical lens which situates outcomes within the historical, political, and social context of a community. Only then can student data be part of a collaborative dialogue about the inequitable policies, systems, and practices that prevent CPS students, and particularly Black and Brown students, from reaching their academic potential.

Below is a brief snapshot of some metrics about the population of Auburn Gresham. This data is designed to spur thinking about what historical and contemporary factors in a community sculpt the educational experiences of the young people who live in it as you engage with the data in this report.

	Auburn Gresham	Chicago
Total Population	45,049	2,707,648
Race and Ethnic Breakdown of Total Population	<ul style="list-style-type: none"> • 4% Latino • 1% White • 93% Black • 1% Asian/Pacific Islander • 1% Other 	<ul style="list-style-type: none"> • 30% Latino • 32% White • 28% Black • 7% Asian/Pacific Islander • 3% Other
Household Annual Income Breakdown	<ul style="list-style-type: none"> • 31% below \$25,000 • 29% \$25,000 - \$59,999 • 20% \$60,000 - \$99,999 • 20% \$100,000 or above 	<ul style="list-style-type: none"> • 19% below \$25,000 • 22% \$25,000 - \$59,999 • 20% \$60,000 - \$99,999 • 38% \$100,000 or above
Percentage of High Schoolers in Chicago Public Schools	91%	85%
Highest Education Level of Population Age 25 and Over	<ul style="list-style-type: none"> • 14% high school or less • 34% high school diploma • 25% some college, no degree • 27% college degree 	<ul style="list-style-type: none"> • 13% high school or less • 21% high school diploma • 16% some college, no degree • 49% college degree

Source: Data in the table comes from the 2019–2023 [American Community Survey five-year estimates](#).

9th Grade Enrollment in Auburn Gresham

488

first-time 9th graders from Auburn Gresham enrolled in a CPS high school in 2023–2024.

Where do 9th graders from Auburn Gresham enroll in school?

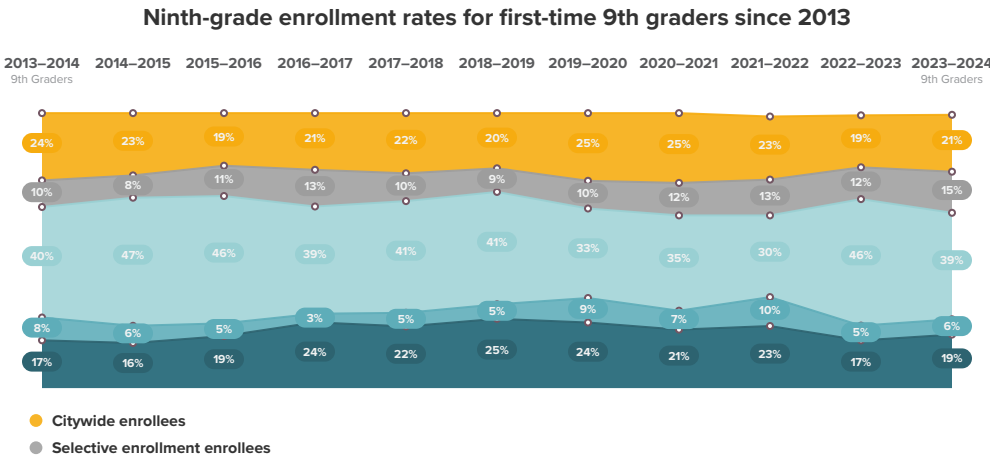
2023–2024 enrollment of 9th graders from Auburn Gresham by the 5 most commonly attended high schools

High School	Number of 9th Graders	Percentage of 9th Graders	High School Type
Simeon	51	10%	Citywide School
Noble St - Hansberry	44	9%	Charter High School
Perspectives - Leadership	42	9%	Charter High School
Bogan	33	7%	Neighborhood High School
Chicago Intl Ellison	26	5%	Charter High School
Other	292	60%	

Putting Data in Context

- Does the proportion of students attending each school type align with your expectations? Why or why not?
- What social, historical and political factors may shape the changes in attendance to different kinds of schools over time?

How has the enrollment of 9th graders from Auburn Gresham in different types of high schools changed over time?



What do outcomes at the CPS high schools most commonly attended by 9th graders from Auburn Gresham look like?

Explore [High School outcomes data](#) about the schools most commonly attended by 9th graders from Auburn Gresham including where they are located, and how outcomes at each individual school relate to outcomes in the community area as a whole.

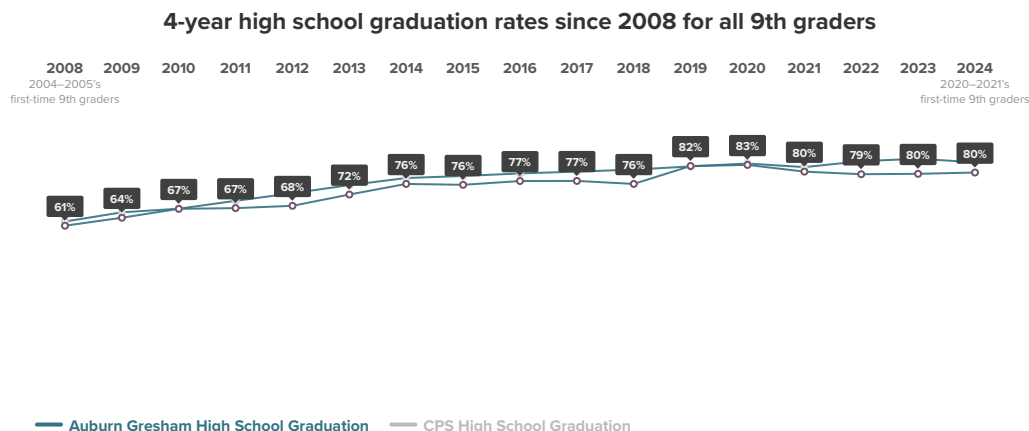
Have more questions about 9th Grade Enrollment from Auburn Gresham?
Take a deeper dive into the data at <https://toandthrough.uchicago.edu/tool/cps/>

High School Graduation in Auburn Gresham

80%

of 2020–2021 first-time 9th graders from Auburn Gresham graduated high school by spring of 2024. Graduating high school with a high level of academic achievement is among the most important markers along the road to college success. In order to graduate from high school on time, students must obtain a minimum of 24 credits.

How has the high school graduation rate and the proportion of students graduating with a 3.0 or above from Auburn Gresham changed over time?



Putting Data in Context

- What community-based factors contribute to a student's ability to graduate?
- How might historical changes in the community relate to trends in high school graduation shown here?
- What community-based resources and investments might be leveraged to increase individual students' chances of graduating?
- What resources are available to different student groups outside of school?

How do High School Graduation rates for different student groups from Auburn Gresham compare to each other?

Students' identities inform their high school experiences in meaningful ways which can result in variation in high school graduation rates. Explore [high school graduation data](#) for different student groups, including students of different races and genders.

Have more questions about High School Graduation from Auburn Gresham?
Take a deeper dive into the data at <https://toandthrough.uchicago.edu/tool/cps/>

College Enrollment in Auburn Gresham

57%

of 2024 high school graduates from Auburn Gresham enrolled in college in fall of 2024. Students' choice of college influences their likelihood of earning a college degree. Students who choose a college with a strong track record of graduating its students, and which fits their unique financial, geographic, and cultural needs, are more likely to earn a college degree or credential. College may not be the best path for every student, but due to data limitations, we are not currently able to track outcomes for non-college pathways (for example, military service, trade school, workforce).

Where do high school graduates from Auburn Gresham enroll in college?

Students' choice of college influences their likelihood of earning a college degree. Students who choose a college with a strong track record of graduating its students are more likely to earn a college degree or credential.

Putting Data in Context

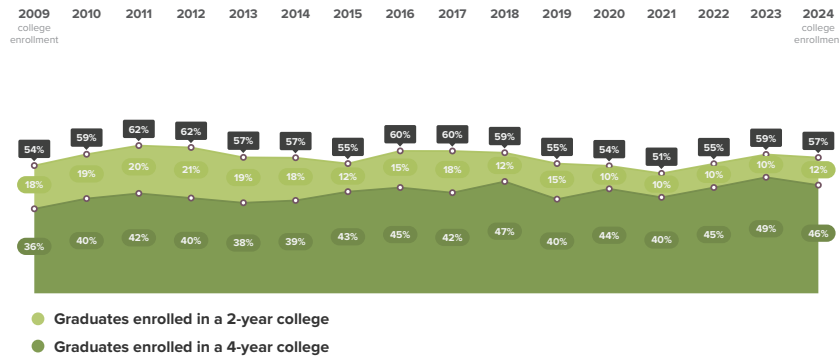
- How homogenous or heterogenous are the college enrollment choices of students from Auburn Gresham?
- What community-based factors might contribute to students' enrollment decisions?

2024 enrollment of CPS graduates from Auburn Gresham by the 5 most commonly attended colleges

	Graduates Enrolled	URM Grad Rate	Institutional Grad Rate	Institution Type
Illinois State University	34	51%	66%	4 year
City Colleges of Chicago-Kennedy-King College	17	24%	26%	2 year
Southern Illinois University-Carbondale	14	38%	56%	4 year
University of Illinois Urbana-Champaign	14	73%	85%	4 year
University of Illinois Chicago	13	52%	60%	4 year

How have two-year and four-year college enrollment rates for graduates from Auburn Gresham changed over time?

College enrollment rates since 2009



Putting Data in Context

- How have college enrollment patterns changed over time for students from Auburn Gresham?
- Do these changes align with your expectations? Why or why not?
- How might historical changes in the community relate to trends in college enrollment?

How do enrollment rates for 2-year and 4-year colleges vary by gender from Auburn Gresham?

Use Auburn Gresham's [college enrollment data](#) to examine differences in post-secondary experiences across genders. What choices are students of different genders making around college enrollment?

Have more questions about College Enrollment from Auburn Gresham?
Take a deeper dive into the data at <https://toandthrough.uchicago.edu/tool/cps/>

College Persistence in Auburn Gresham

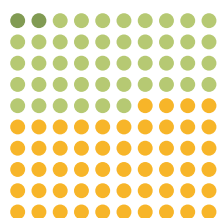
66%

of 2023 immediate enrollees from Auburn Gresham were enrolled in the fall of 2024. None

Where are 2023 CPS graduates from Auburn Gresham after 4 semesters?


Students follow myriad pathways in their post-secondary career, with many choosing to transfer between 2-year and 4-year institutions.

2-year enrollees 2023 Immediate Enrollees from Auburn Gresham



- 2% transferred to 4-year college
- 44% remained in a 2-year college
- 53% did not persist

4-year enrollees 2023 Immediate Enrollees from Auburn Gresham



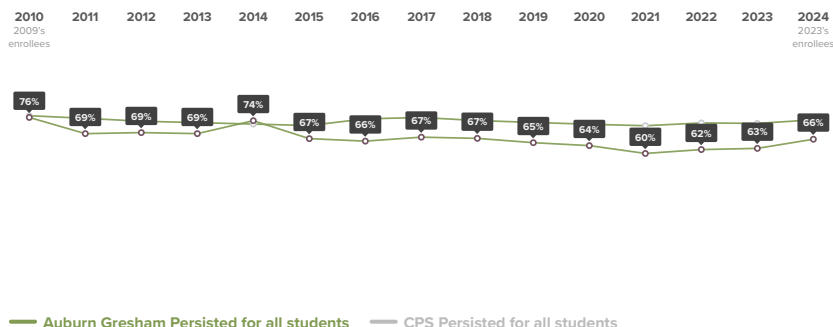
- 63% remained in a 4-year college
- 7% transferred to a 2-year college
- 30% did not persist

Putting Data in Context

- What post-secondary pathways do students from Auburn Gresham take?
- How do schools and communities support students through transitions between institutions?

How have persistence rates for college enrollees changed from Auburn Gresham over time?

College persistence rates for college enrollees since 2011



Putting Data in Context

- Are students who enroll in college remaining enrolled after two or more semesters?
- What factors might affect a student's ability to persist in college?
- How does or how could the Auburn Gresham community provide resources to support students through their transition from high school to college?

How has College Persistence changed over time for 2-year and 4-year enrollees respectively?

Explore [Auburn Gresham's college persistence data](#) across 2- and 4-year colleges to understand what supports might be needed by students enrolling in different kinds of institutions.

Have more questions about College Persistence from Auburn Gresham?

Take a deeper dive into the data at <https://toandthrough.uchicago.edu/tool/cps/>

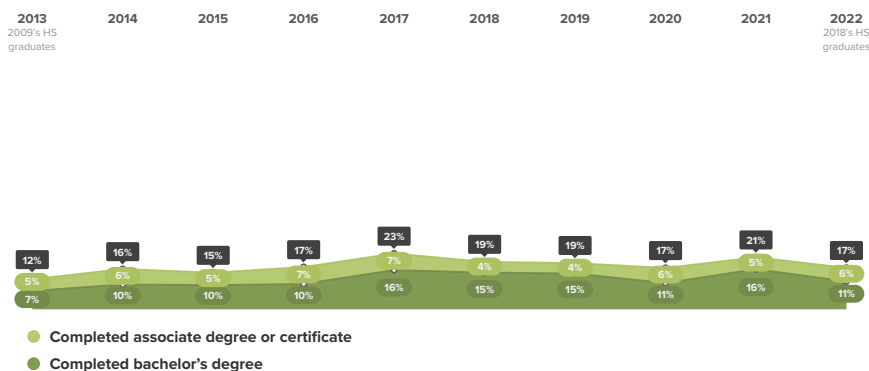
College Completion in Auburn Gresham

34%

of 2018 immediate enrollees from Auburn Gresham completed a degree or credential by spring of 2024. Completing a college degree or certificate is increasingly a primary pathway to social and economic stability in the 21st century. When considering a high school's effort to increase the educational attainment of its students, the college completion rate is a critical benchmark.

How have college completion rates for CPS graduates from Auburn Gresham who immediately enrolled in a 2-year or 4-year college changed over time?

College completion rates since 2015 for graduates who immediately enrolled in a 2-year or 4-year college

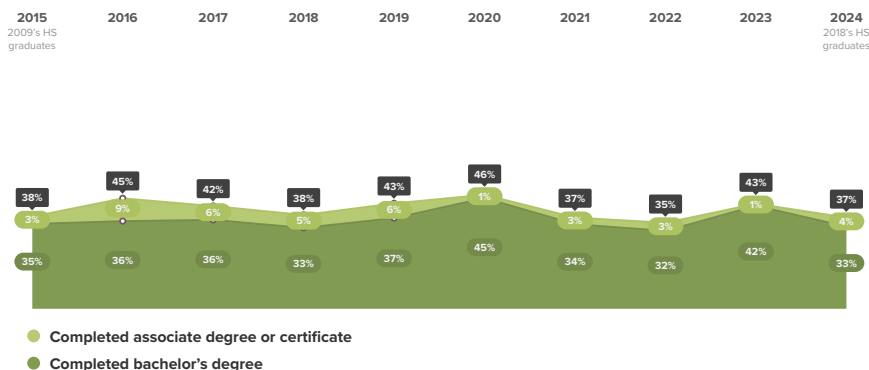


Putting Data in Context

- Are these trends consistent with your expectations? Why or why not?
- What story comes out about post-secondary education in Auburn Gresham when examining data across college enrollment, persistence, and completion?

How have college completion rates for CPS graduates from Auburn Gresham who did not immediately enroll in a 2-year or 4-year college changed over time?

College completion rates since 2015 for graduates who did not immediately enroll in a 2-year or 4-year college



How does College Completion from Auburn Gresham compare to College Completion across CPS?

Explore [district-level data](#) across college enrollment, persistence, and completion to understand how students from Auburn Gresham compare to the broader CPS population. How might different community-level public and private investments contribute to differences in achievement for students in Auburn Gresham?

Have more questions about College Completion from Auburn Gresham?

Take a deeper dive into the data at <https://toandthrough.uchicago.edu/tool/cps/>