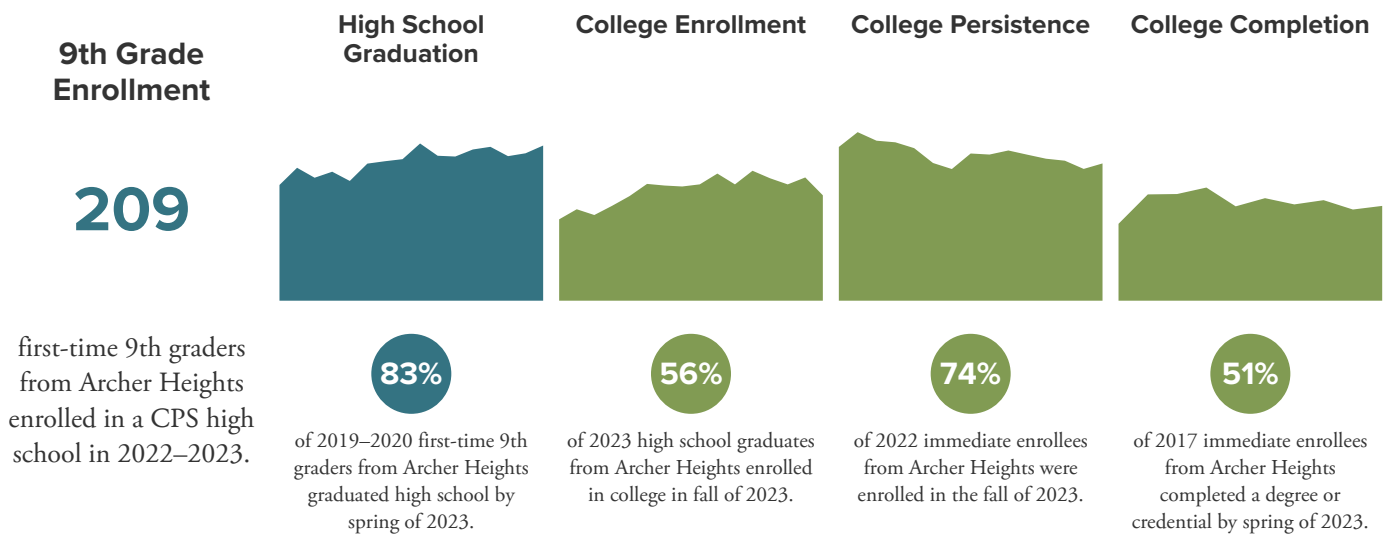


Educational Attainment in Archer Heights

This report provides an overview of historic trends among Chicago Public Schools students from Archer Heights on five milestones along the path to and through college. The data in this report is designed to give community stakeholders actionable information to inform their efforts to propel more students to and through high school and college. While the data shown here can start conversations about how to meaningfully invest in students from Archer Heights, it only begins to tell the full story. Explore in-depth data on high school outcomes and post-secondary experiences in Archer Heights through the [To&Through online tool](#).

Using data to guide school improvement means that the conversation around the data is just as important as the data itself. Using accompanying discussion guides alongside this report and the To&Through online tool can help your community or team socialize foundational knowledge on research-based indicators, form consensus around goals and strategies for improvement, and build an imperative for your collective work supporting equitable outcomes.



The data displayed in this report may differ from data provided directly from CPS. [Read](#) about how we define student groups and calculate rates.

Putting Data in Context

This report focuses on educational outcomes for Chicago Public Schools students from Archer Heights. This data cannot be understood in a vacuum, however. Student attainment data must be analyzed through a critical lens which situates outcomes within the historical, political, and social context of a community. Only then can student data be part of a collaborative dialogue about the inequitable policies, systems, and practices that prevent CPS students, and particularly Black and Brown students, from reaching their academic potential.

Below is a brief snapshot of some metrics about the population of Archer Heights. This data is designed to spur thinking about what historical and contemporary factors in a community sculpt the educational experiences of the young people who live in it as you engage with the data in this report.

	Archer Heights	Chicago
Total Population	13,867	2,721,914
Race and Ethnic Breakdown of Total Population	<ul style="list-style-type: none"> • 80% Latino • 15% White • 0% Black • 5% Asian/Pacific Islander • 0% Other 	<ul style="list-style-type: none"> • 29% Latino • 33% White • 28% Black • 7% Asian/Pacific Islander • 3% Other
Household Annual Income Breakdown	<ul style="list-style-type: none"> • 21% below \$25,000 • 30% \$25,000 - \$59,999 • 19% \$60,000 - \$99,999 • 30% \$100,000 or above 	<ul style="list-style-type: none"> • 20% below \$25,000 • 23% \$25,000 - \$59,999 • 20% \$60,000 - \$99,999 • 37% \$100,000 or above
Percentage of High Schoolers in Chicago Public Schools	94%	86%
Highest Education Level of Population Age 25 and Over	<ul style="list-style-type: none"> • 25% high school or less • 44% high school diploma • 16% some college, no degree • 15% college degree 	<ul style="list-style-type: none"> • 13% high school or less • 22% high school diploma • 17% some college, no degree • 48% college degree

Source: Data in the table comes from the 2018–2022 [American Community Survey five-year estimates](#).

9th Grade Enrollment in Archer Heights

209

first-time 9th graders from Archer Heights enrolled in a CPS high school in 2022–2023.

Where do 9th graders from Archer Heights enroll in school?

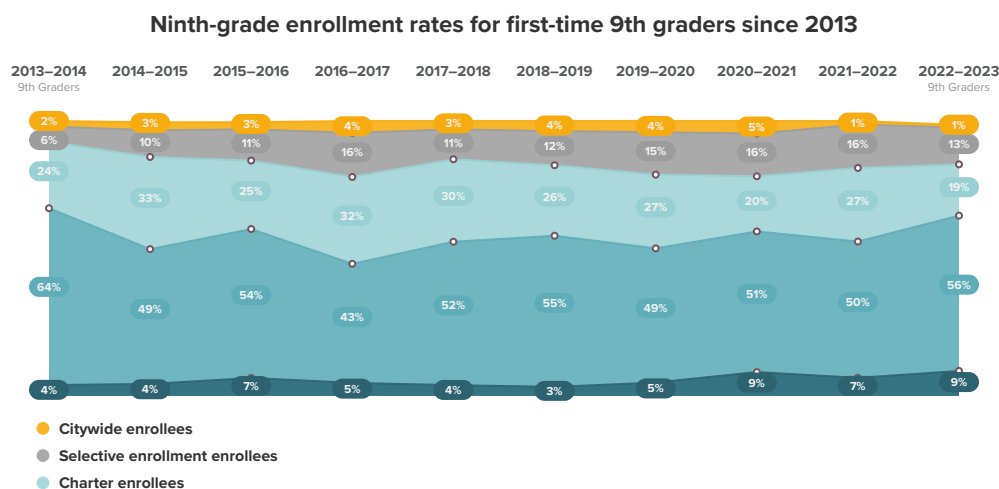
2022–2023 enrollment of 9th graders from Archer Heights by the 5 most commonly attended high schools

High School	Number of 9th Graders	Percentage of 9th Graders	High School Type
Curie	122	58%	Neighborhood High School
ACERO - Major Hector Garcia	26	12%	Charter High School
Hancock	15	7%	Selective Enrollment School
Kennedy	9	4%	Neighborhood High School
Noble St - Mansueto HS	7	3%	Charter High School
Other	30	14%	

Putting Data in Context

- Does the proportion of students attending each school type align with your expectations? Why or why not?
- What social, historical and political factors may shape the changes in attendance to different kinds of schools over time?

How has the enrollment of 9th graders from Archer Heights in different types of high schools changed over time?



What do outcomes at the CPS high schools most commonly attended by 9th graders from Archer Heights look like?

Explore [High School outcomes data](#) about the schools most commonly attended by 9th graders from Archer Heights including where they are located, and how outcomes at each individual school relate to outcomes in the community area as a whole.

Have more questions about 9th Grade Enrollment from Archer Heights?

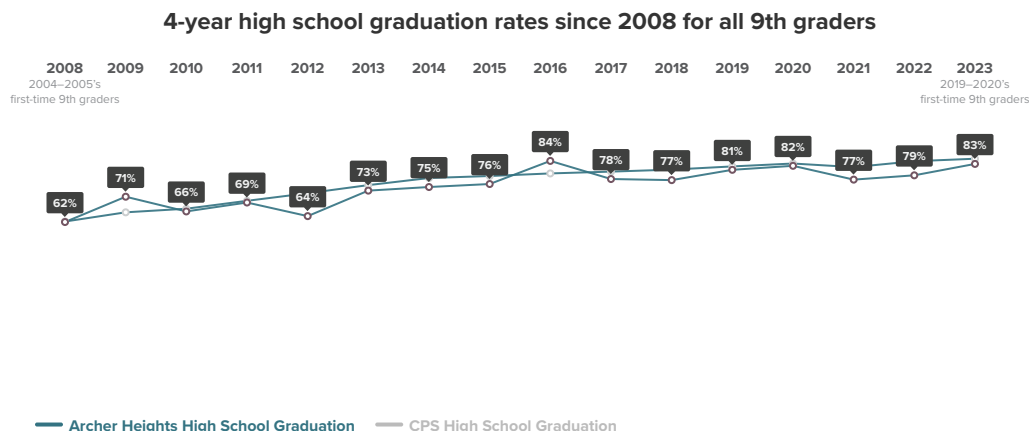
Take a deeper dive into the data at <https://toandthrough.uchicago.edu/tool/cps/>

High School Graduation in Archer Heights

83%

of 2019–2020 first-time 9th graders from Archer Heights graduated high school by spring of 2023. Graduating high school with a high level of academic achievement is among the most important markers along the road to college success. In order to graduate from high school on time, students must obtain a minimum of 24 credits.

How has the high school graduation rate and the proportion of students graduating with a 3.0 or above from Archer Heights changed over time?



Putting Data in Context

- What community-based factors contribute to a student's ability to graduate?
- How might historical changes in the community relate to trends in high school graduation shown here?
- What community-based resources and investments might be leveraged to increase individual students' chances of graduating?
- What resources are available to different student groups outside of school?

How do High School Graduation rates for different student groups from Archer Heights compare to each other?

Students' identities inform their high school experiences in meaningful ways which can result in variation in high school graduation rates. Explore [high school graduation data](#) for different student groups, including students of different races and genders.

Have more questions about High School Graduation from Archer Heights?
Take a deeper dive into the data at <https://toandthrough.uchicago.edu/tool/cps/>

College Enrollment in Archer Heights

56%

of 2023 high school graduates from Archer Heights enrolled in college in fall of 2023. Students' choice of college influences their likelihood of earning a college degree. Students who choose a college with a strong track record of graduating its students, and which fits their unique financial, geographic, and cultural needs, are more likely to earn a college degree or credential. College may not be the best path for every student, but due to data limitations, we are not currently able to track outcomes for non-college pathways (for example, military service, trade school, workforce).

Where do high school graduates from Archer Heights enroll in college?

Students' choice of college influences their likelihood of earning a college degree. Students who choose a college with a strong track record of graduating its students are more likely to earn a college degree or credential.

Putting Data in Context

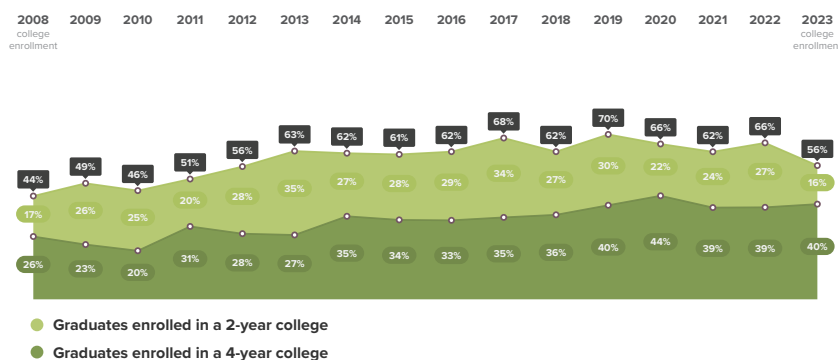
- How homogenous or heterogenous are the college enrollment choices of students from Archer Heights?
- What community-based factors might contribute to students' enrollment decisions?

2023 enrollment of CPS graduates from Archer Heights by the 5 most commonly attended colleges

	Graduates Enrolled	URM Grad Rate	Institutional Grad Rate	Institution Type
University of Illinois at Chicago	23	53%	62%	4 year
City Colleges of Chicago-Harold Washington College	9	23%	23%	2 year
City Colleges of Chicago-Malcolm X College	9	18%	19%	2 year
City Colleges of Chicago-Richard J Daley College	9	23%	30%	2 year
DePaul University	8	59%	69%	4 year

How have two-year and four-year college enrollment rates for graduates from Archer Heights changed over time?

College enrollment rates since 2008



Putting Data in Context

- How have college enrollment patterns changed over time for students from Archer Heights?
- Do these changes align with your expectations? Why or why not?
- How might historical changes in the community relate to trends in college enrollment?

How do enrollment rates for 2-year and 4-year colleges vary by gender from Archer Heights?

Use Archer Heights's [college enrollment data](#) to examine differences in post-secondary experiences across genders. What choices are students of different genders making around college enrollment?

Have more questions about College Enrollment from Archer Heights?

Take a deeper dive into the data at <https://toandthrough.uchicago.edu/tool/cps/>

College Persistence in Archer Heights

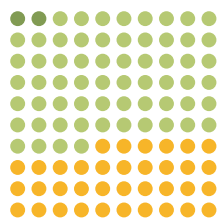
74%

of 2022 immediate enrollees from Archer Heights were enrolled in the fall of 2023. None

Where are 2022 CPS graduates from Archer Heights after 4 semesters?


Students follow myriad pathways in their post-secondary career, with many choosing to transfer between 2-year and 4-year institutions.

2-year enrollees 2022 Immediate Enrollees from Archer Heights



- 2% transferred to 4-year college
- 62% remained in a 2-year college
- 36% did not persist

4-year enrollees 2022 Immediate Enrollees from Archer Heights



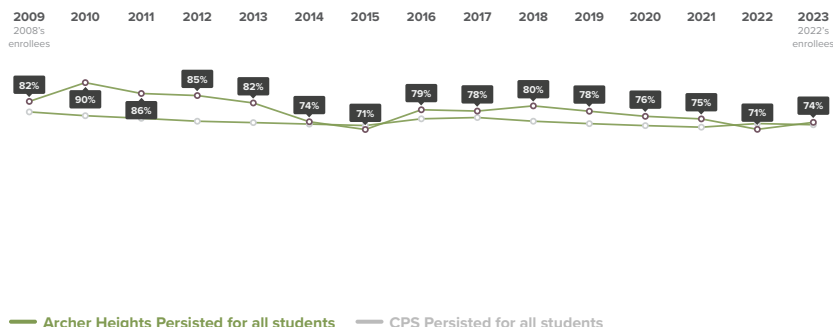
- 74% remained in a 4-year college
- 6% transferred to a 2-year college
- 20% did not persist

Putting Data in Context

- What post-secondary pathways do students from Archer Heights take?
- How do schools and communities support students through transitions between institutions?

How have persistence rates for college enrollees changed from Archer Heights over time?

College persistence rates for college enrollees since 2010



Putting Data in Context

- Are students who enroll in college remaining enrolled after two or more semesters?
- What factors might affect a student's ability to persist in college?
- How does or how could the Archer Heights community provide resources to support students through their transition from high school to college?

How has College Persistence changed over time for 2-year and 4-year enrollees respectively?

Explore [Archer Heights's college persistence data](#) across 2- and 4-year colleges to understand what supports might be needed by students enrolling in different kinds of institutions.

Have more questions about College Persistence from Archer Heights?

Take a deeper dive into the data at <https://toandthrough.uchicago.edu/tool/cps/>

College Completion in Archer Heights

51%

of 2017 immediate enrollees from Archer Heights completed a degree or credential by spring of 2023. Completing a college degree or certificate is increasingly a primary pathway to social and economic stability in the 21st century. When considering a high school's effort to increase the educational attainment of its students, the college completion rate is a critical benchmark.

How have college completion rates for CPS graduates from Archer Heights who immediately enrolled in a 2-year or 4-year college changed over time?

College completion rates since 2014 for graduates who immediately enrolled in a 2-year or 4-year college

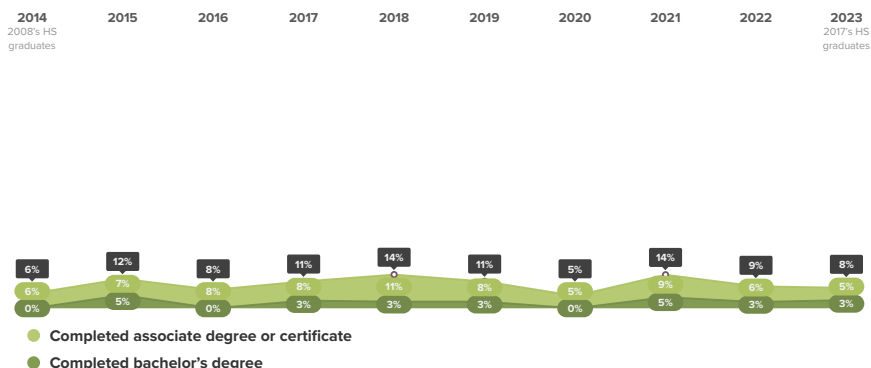


Putting Data in Context

- Are these trends consistent with your expectations? Why or why not?
- What story comes out about post-secondary education in Archer Heights when examining data across college enrollment, persistence, and completion?

How have college completion rates for CPS graduates from Archer Heights who did not immediately enroll in a 2-year or 4-year college changed over time?

College completion rates since 2014 for graduates who did not immediately enroll in a 2-year or 4-year college



How does College Completion from Archer Heights compare to College Completion across CPS?

Explore [district-level data](#) across college enrollment, persistence, and completion to understand how students from Archer Heights compare to the broader CPS population. How might different community-level public and private investments contribute to differences in achievement for students in Archer Heights?

Have more questions about College Completion from Archer Heights?

Take a deeper dive into the data at <https://toandthrough.uchicago.edu/tool/cps/>