

9th Grade Enrollment

319

first-time 9th graders from East Side enrolled in a CPS high school in 2022–2023.

In which high schools do East Side's 2022–2023 9th graders enroll?

High School	Number of 9th Graders	Percentage of 9th Graders	High School Type
George Washington HS	231	72%	Neighborhood High School
Carver HS	23	7%	Citywide School
Gwendolyn Brooks	17	5%	Selective Enrollment School
Jones	5	2%	Selective Enrollment School
Lindblom Math/Sci	5	2%	Selective Enrollment School
Other	38	12%	School

How do I use this dataset?

This report provides a snapshot of what 5 important milestones on the path to college completion look like for students from East Side. The report can be a starting place to ask deeper questions about East Side's data using the To&Through Online Milestones Tool like:

- What are the current milestone rates? How do these rates differ for different student groups?
- How have trends in these milestones changed overtime? What historical context and factors may have affected these rates?
- What additional context about student experiences can help me better understand these milestone rates?

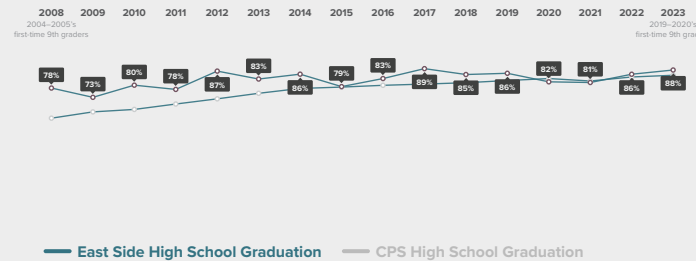
Take a deeper dive into the data at
<https://toandthrough.uchicago.edu/tool/>

High School Graduation

88%

of 2019–2020 first-time 9th graders from East Side graduated high school by spring of 2023.

How has the High School Graduation rate for students from East Side changed over time?



College Enrollment

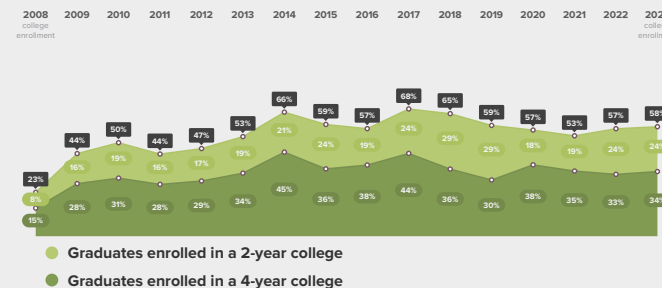
58%

of 2023 high school graduates from East Side enrolled in college in fall of 2023.

In which colleges did 2023 CPS graduates from East Side enroll?

	Graduates Enrolled	URM Grad Rate	Institutional Grad Rate	Institution Type
University of Illinois at Chicago	31	52%	60%	4 year
City Colleges of Chicago-Olive-Harvey College	25	22%	20%	2 year
City Colleges of Chicago-Malcolm X College	20	14%	14%	2 year
Saint Xavier University	16	49%	59%	4 year
City Colleges of Chicago-Harold Washington College	14	28%	29%	2 year

How has the College Enrollment rate for students from East Side changed over time?



College Persistence

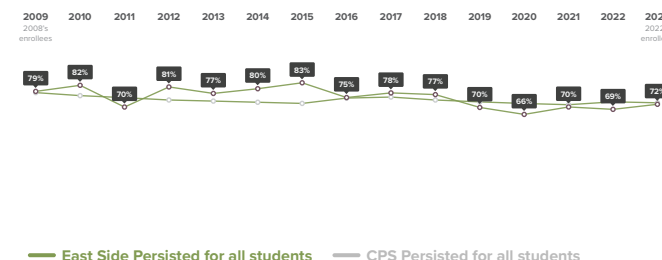
72%

of 2022 immediate enrollees from East Side were enrolled in the fall of 2023.

Where are 2022 CPS graduates from East Side after 4 semesters?

2-year enrollees	4-year enrollees
2022 Immediate Enrollees from East Side	2022 Immediate Enrollees from East Side
1% transferred to 4-year college	79% remained in a 4-year college
57% remained in a 2-year college	3% transferred to a 2-year college
42% did not persist	18% did not persist

How has the College Persistence rate for students from East Side changed over time?



College Completion

50%

of 2017 immediate enrollees from East Side completed a degree or credential by spring of 2023.

What credentials did 2017 CPS graduates from East Side complete and how did college completion from East Side compare to completion across CPS?

College Completion by 2021	College Completion by 2021
2017 Immediate Enrollees from East Side	2017 Immediate Enrollees from CPS
22% completed bachelor's degree	22% completed bachelor's degree
11% completed associate degree or certificate	10% completed associate degree or certificate
67% did not complete college	68% did not complete college

How has the College Completion rate for students from East Side changed over time?

