

Rogers Park Community Area 2023 Report



9th Grade Enrollment

421

first-time 9th graders from Rogers Park enrolled in a CPS high school in 2022–2023.

In which high schools do Rogers Park's 2022–2023 9th graders enroll?

High School	Number of 9th Graders	Percentage of 9th Graders	High School Type
Sullivan	120	29%	Neighborhood High School
CMSA	65	15%	Charter High School
Senn	47	11%	Neighborhood High School
Mather	43	10%	Neighborhood High School
Lane Tech	29	7%	Selective Enrollment School
Other	117	28%	

How do I use this dataset?

This report provides a snapshot of what 5 important milestones on the path to college completion look like for students from Rogers Park. The report can be a starting place to ask deeper questions about Rogers Park's data using the To&Through Online Milestones Tool like:

- What are the current milestone rates? How do these rates differ for different student groups?
- How have trends in these milestones changed overtime? What historical context and factors may have affected these rates?
- What additional context about student experiences can help me better understand these milestone rates?

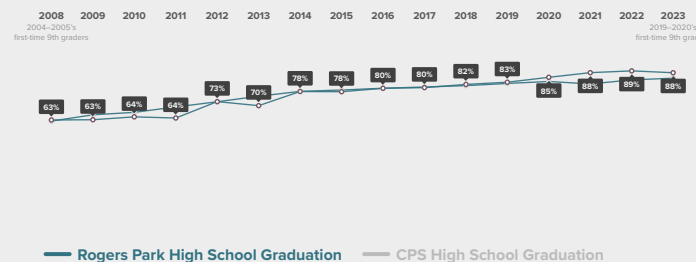
Take a deeper dive into the data at
<https://toandthrough.uchicago.edu/tool/>

High School Graduation

88%

of 2019–2020 first-time 9th graders from Rogers Park graduated high school by spring of 2023.

How has the High School Graduation rate for students from Rogers Park changed over time?



College Enrollment

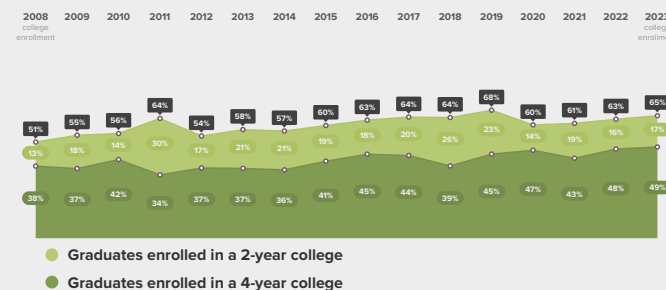
65%

of 2023 high school graduates from Rogers Park enrolled in college in fall of 2023.

In which colleges did 2023 CPS graduates from Rogers Park enroll?

	Graduates Enrolled	URM Grad Rate	Institutional Grad Rate	Institution Type
University of Illinois at Chicago	26	53%	62%	4 year
Loyola University Chicago	23	58%	71%	4 year
City Colleges of Chicago-Harry S Truman College	21	18%	23%	2 year
Illinois State University	12	50%	67%	4 year
University of Illinois at Urbana-Champaign	12	73%	85%	4 year

How has the College Enrollment rate for students from Rogers Park changed over time?



College Persistence

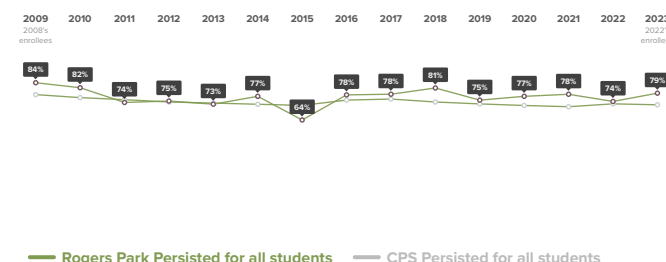
79%

of 2022 immediate enrollees from Rogers Park were enrolled in the fall of 2023.

Where are 2022 CPS graduates from Rogers Park after 4 semesters?

2-year enrollees	4-year enrollees
2022 Immediate Enrollees from Rogers Park	2022 Immediate Enrollees from Rogers Park
2% transferred to 4-year college	81% remained in a 4-year college
57% remained in a 2-year college	4% transferred to a 2-year college
41% did not persist	15% did not persist

How has the College Persistence rate for students from Rogers Park changed over time?



College Completion

54%

of 2017 immediate enrollees from Rogers Park completed a degree or credential by spring of 2023.

What credentials did 2017 CPS graduates from Rogers Park complete and how did college completion from Rogers Park compare to completion across CPS?

College Completion by 2023	College Completion by 2023
2017 Immediate Enrollees from Rogers Park	2017 Immediate Enrollees from CPS
42% completed bachelor's degree	36% completed bachelor's degree
12% completed associate degree or certificate	10% completed associate degree or certificate
46% did not complete college	53% did not complete college

How has the College Completion rate for students from Rogers Park changed over time?

