

Brighton Park Community Area 2021 Report



Freshman Enrollment



first-time freshmen from Brighton Park enrolled in a CPS high school in 2020–2021.

In which high schools do Brighton Park's 2020–2021 freshmen enroll?

| High School | Number of Freshmen | Percentage of Freshmen | High School Type |
|------------------------|--------------------|------------------------|--------------------------|
| Kelly | 200 | 30% | Neighborhood High School |
| Curie | 73 | 11% | Neighborhood High School |
| Noble St - Mansueto HS | 65 | 10% | Charter High School |
| ACERO - Victoria Soto | 23 | 3% | Charter High School |
| Back of the Yards | 23 | 3% | Citywide School |
| Other | 202 | 34% | |

How do I use this dataset?

This report provides a snapshot of what 5 important milestones on the path to college completion look like for students from Brighton Park. The report can be a starting place to ask deeper questions about Brighton Park's data using the To&Through Online Milestones Tool like:

- What are the current milestone rates? How do these rates differ for different student groups?
- How have trends in these milestones changed overtime? What historical context and factors may have affected these rates?
- What additional context about student experiences can help me better understand these milestone rates?

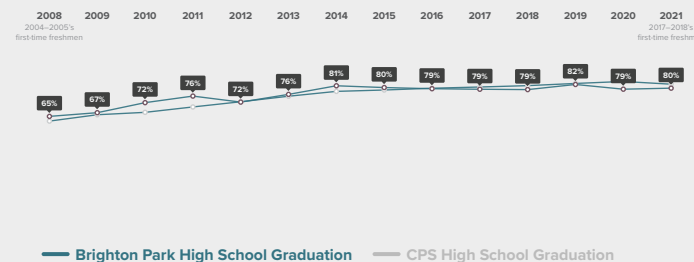
Take a deeper dive into the data at
<https://toandthrough.uchicago.edu/tool/>

High School Graduation



of 2017–2018 first-time freshmen from Brighton Park graduated high school by spring of 2021.

How has the High School Graduation rate for students from Brighton Park changed over time?



College Enrollment

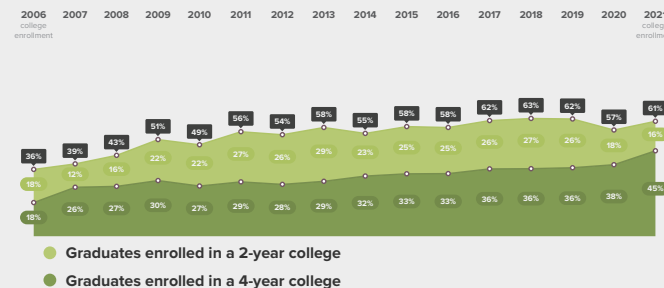


100% of 2021 high school graduates from Brighton Park enrolled in college in fall of 2021.

In which colleges did 2021 CPS graduates from Brighton Park enroll?

| | Graduates Enrolled | URM Grad Rate | Institutional Grad Rate | Institution Type |
|--|--------------------|---------------|-------------------------|------------------|
| University of Illinois at Chicago | 86 | 53% | 62% | 4 year |
| City Colleges of Chicago-Harold Washington College | 42 | 22% | 24% | 2 year |
| University of Illinois at Urbana-Champaign | 36 | 75% | 85% | 4 year |
| City Colleges of Chicago-Malcolm X College | 18 | 21% | 21% | 2 year |
| DePaul University | 17 | 59% | 70% | 4 year |

How has the College Enrollment rate for students from Brighton Park changed over time?



College Persistence



100% of 2019 high school graduates from Brighton Park who enrolled in college in fall of 2019 were continuously enrolled through spring of 2021.

Where are 2019 CPS graduates from Brighton Park after 4 semesters?

2-year enrollees 2019 Immediate Enrollees from Brighton Park

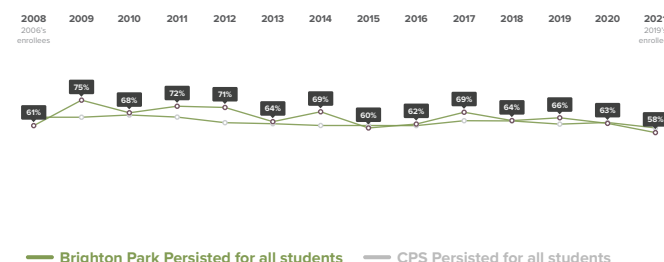
1% transferred to a 4-year college
41% remained in a 2-year college
59% did not persist

An additional 4% of Brighton Park's 2019 high school graduates who immediately enrolled in 2-year college transferred to a 4-year college at semester 5.

4-year enrollees 2019 Immediate Enrollees from Brighton Park

67% remained in a 4-year college
2% transferred to a 2-year college
31% did not persist

How has the College Persistence rate for students from Brighton Park changed over time?



College Completion



100% of 2015 high school graduates from Brighton Park who immediately enrolled in college completed a degree or credential by spring of 2021.

What credentials did 2015 CPS graduates from Brighton Park complete and how did college completion from Brighton Park compare to completion across CPS?

College Completion by 2021 2015 Immediate Enrollees from Brighton Park

38% completed associate degree or certificate
19% completed associate degree or certificate
43% did not complete college

College Completion by 2021 2015 Immediate Enrollees from CPS

38% completed associate degree or certificate
10% completed associate degree or certificate
51% did not complete college

How has the College Completion rate for students from Brighton Park changed over time?

