

Lower West Side Community Area 2021 Report



Freshman Enrollment



first-time freshmen from Lower West Side enrolled in a CPS high school in 2020–2021.

In which high schools do Lower West Side's 2020–2021 freshmen enroll?

High School	Number of Freshmen	Percentage of Freshmen	High School Type
Juarez	145	40%	Neighborhood High School
Noble St - Chicago Bulls	32	9%	Charter High School
Noble St - UIC	30	8%	Charter High School
Jones	15	4%	Selective Enrollment School
Noble St - Muchin	13	4%	Charter High School
Other	91	28%	

How do I use this dataset?

This report provides a snapshot of what 5 important milestones on the path to college completion look like for students from Lower West Side. The report can be a starting place to ask deeper questions about Lower West Side's data using the To&Through Online Milestones Tool like:

- What are the current milestone rates? How do these rates differ for different student groups?
- How have trends in these milestones changed overtime? What historical context and factors may have affected these rates?
- What additional context about student experiences can help me better understand these milestone rates?

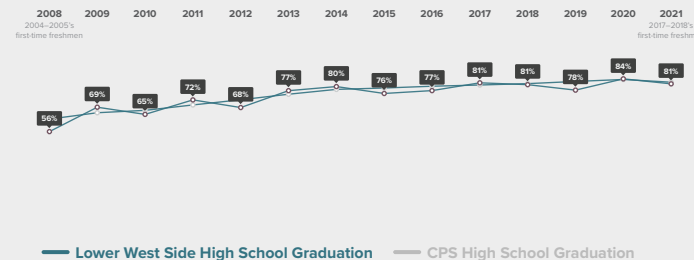
Take a deeper dive into the data at <https://toandthrough.uchicago.edu/tool/>

High School Graduation



of 2017–2018 first-time freshmen from Lower West Side graduated high school by spring of 2021.

How has the High School Graduation rate for students from Lower West Side changed over time?



College Enrollment

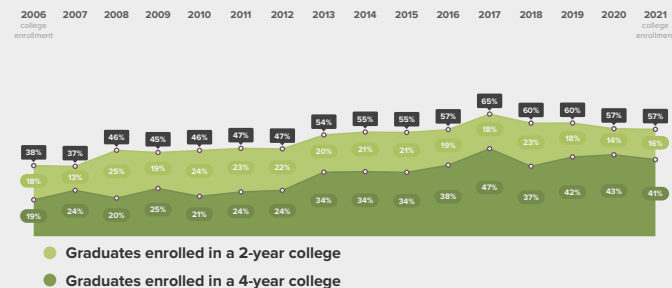


100% of 2021 high school graduates from Lower West Side enrolled in college in fall of 2021.

In which colleges did 2021 CPS graduates from Lower West Side enroll?

	Graduates Enrolled	URM Grad Rate	Institutional Grad Rate	Institution Type
University of Illinois at Chicago	40	53%	62%	4 year
City Colleges of Chicago-Malcolm X College	19	21%	21%	2 year
City Colleges of Chicago-Harold Washington College	16	22%	24%	2 year
University of Illinois at Urbana-Champaign	15	75%	85%	4 year
Columbia College Chicago	7	39%	51%	4 year

How has the College Enrollment rate for students from Lower West Side changed over time?



College Persistence



100% of 2019 high school graduates from Lower West Side who enrolled in college in fall of 2019 were continuously enrolled through spring of 2021.

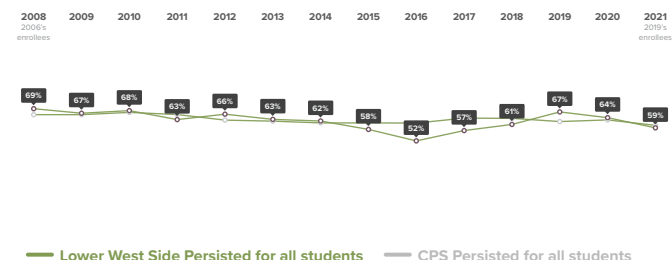
Where are 2019 CPS graduates from Lower West Side after 4 semesters?

2-year enrollees 2019 Immediate Enrollees from Lower West Side
 39% remained in a 2-year college
 61% did not persist

4-year enrollees 2019 Immediate Enrollees from Lower West Side
 2% transferred to a 2-year college
 33% did not persist

An additional 8% of Lower West Side's 2019 high school graduates who immediately enrolled in 2-year college transferred to a 4-year college at semester 5.

How has the College Persistence rate for students from Lower West Side changed over time?



College Completion



100% of 2015 high school graduates from Lower West Side who immediately enrolled in college completed a degree or credential by spring of 2021.

What credentials did 2015 CPS graduates from Lower West Side complete and how did college completion from Lower West Side compare to completion across CPS?

College Completion by 2021 2015 Immediate Enrollees from Lower West Side
 30% completed bachelor's degree
 13% completed associate degree or certificate
 57% did not complete college

College Completion by 2021 2015 Immediate Enrollees from CPS
 38% completed bachelor's degree
 10% completed associate degree or certificate
 51% did not complete college

How has the College Completion rate for students from Lower West Side changed over time?

