

# South Lawndale Community Area 2021 Report



## Freshman Enrollment

1,033

first-time freshmen from South Lawndale enrolled in a CPS high school in 2020–2021.

### In which high schools do South Lawndale's 2020–2021 freshmen enroll?

High School	Number of Freshmen	Percentage of Freshmen	High School Type
Juarez	134	13%	Neighborhood High School
Farragut	132	13%	Neighborhood High School
Infinity Math/ Science	97	9%	Neighborhood High School
World Language	88	9%	Neighborhood High School
Social Justice	75	7%	Neighborhood High School
Other	507	49%	

### How do I use this dataset?

This report provides a snapshot of what 5 important milestones on the path to college completion look like for students from South Lawndale. The report can be a starting place to ask deeper questions about South Lawndale's data using the To&Through Online Milestones Tool like:

- What are the current milestone rates? How do these rates differ for different student groups?
- How have trends in these milestones changed overtime? What historical context and factors may have affected these rates?
- What additional context about student experiences can help me better understand these milestone rates?

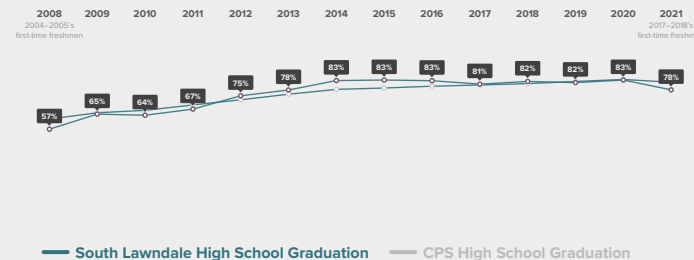
Take a deeper dive into the data at <https://toandthrough.uchicago.edu/tool/>

## High School Graduation

78%

of 2017–2018 first-time freshmen from South Lawndale graduated high school by spring of 2021.

### How has the High School Graduation rate for students from South Lawndale changed over time?



## College Enrollment

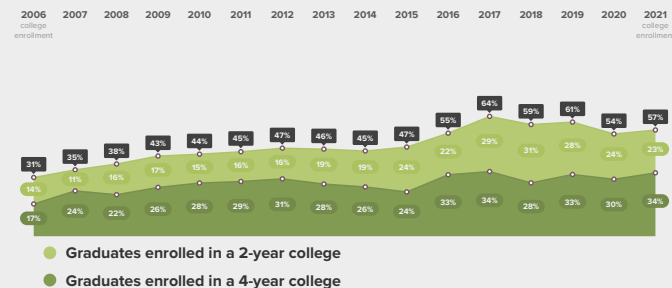
57%

of 2021 high school graduates from South Lawndale enrolled in college in fall of 2021.

### In which colleges did 2021 CPS graduates from South Lawndale enroll?

	Graduates Enrolled	URM Grad Rate	Institutional Grad Rate	Institution Type
University of Illinois at Chicago	75	53%	62%	4 year
City Colleges of Chicago-Harold Washington College	64	22%	24%	2 year
City Colleges of Chicago-Malcolm X College	64	21%	21%	2 year
City Colleges of Chicago-Richard J Daley College	27	24%	33%	2 year
National Louis University	23	32%	34%	4 year

### How has the College Enrollment rate for students from South Lawndale changed over time?



## College Persistence

55%

of 2019 high school graduates from South Lawndale who enrolled in college in fall of 2019 were continuously enrolled through spring of 2021.

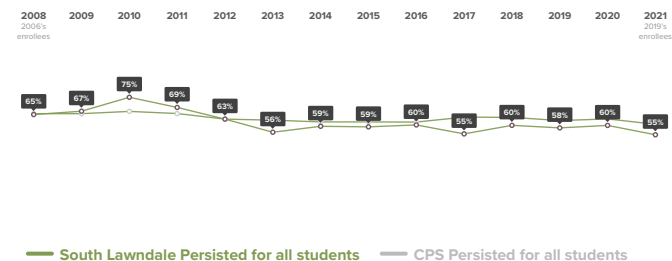
### Where are 2019 CPS graduates from South Lawndale after 4 semesters?

**2-year enrollees 2019 Immediate Enrollees from South Lawndale**  
 42% remained in a 2-year college  
 58% did not persist

**4-year enrollees 2019 Immediate Enrollees from South Lawndale**  
 3% transferred to a 2-year college  
 35% did not persist

An additional 9% of South Lawndale's 2019 high school graduates who immediately enrolled in 2-year college transferred to a 4-year college at semester 5.

### How has the College Persistence rate for students from South Lawndale changed over time?



## College Completion

41%

of 2015 high school graduates from South Lawndale who immediately enrolled in college completed a degree or credential by spring of 2021.

### What credentials did 2015 CPS graduates from South Lawndale complete and how did college completion from South Lawndale compare to completion across CPS?

**College Completion by 2021 2015 Immediate Enrollees from South Lawndale**  
 14% completed associate degree or certificate  
 59% did not complete college

**College Completion by 2021 2015 Immediate Enrollees from CPS**  
 10% completed associate degree or certificate  
 51% did not complete college

### How has the College Completion rate for students from South Lawndale changed over time?

