

Freshman Enrollment



first-time freshmen from West Town enrolled in a CPS high school in 2020–2021.

In which high schools do West Town's 2020–2021 freshmen enroll?

High School	Number of Freshmen	Percentage of Freshmen	High School Type
Clemente	36	9%	Neighborhood High School
Noble St	32	8%	Charter High School
Noble St - Rauner	28	7%	Charter High School
Noble St - Golder	27	7%	Charter High School
Whitney Young	26	6%	Selective Enrollment School
Other	208	58%	

How do I use this dataset?

This report provides a snapshot of what 5 important milestones on the path to college completion look like for students from West Town. The report can be a starting place to ask deeper questions about West Town's data using the To&Through Online Milestones Tool like:

- What are the current milestone rates? How do these rates differ for different student groups?
- How have trends in these milestones changed overtime? What historical context and factors may have affected these rates?
- What additional context about student experiences can help me better understand these milestone rates?

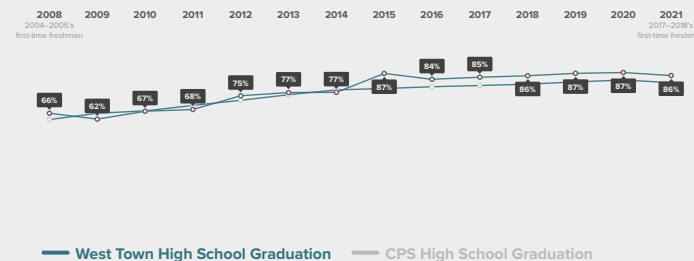
Take a deeper dive into the data at
<https://toandthrough.uchicago.edu/tool/>

High School Graduation



of 2017–2018 first-time freshmen from West Town graduated high school by spring of 2021.

How has the High School Graduation rate for students from West Town changed over time?



College Enrollment

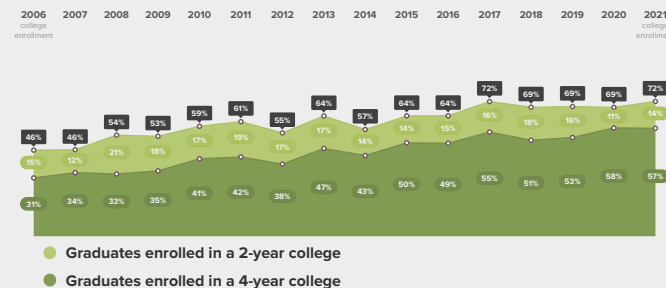


of 2021 high school graduates from West Town enrolled in college in fall of 2021.

In which colleges did 2021 CPS graduates from West Town enroll?

	Graduates Enrolled	URM Grad Rate	Institutional Grad Rate	Institution Type
University of Illinois at Chicago	26	53%	62%	4 year
University of Illinois at Urbana-Champaign	20	75%	85%	4 year
City Colleges of Chicago-Malcolm X College	18	21%	21%	2 year
DePaul University	13	59%	70%	4 year
National Louis University	11	32%	34%	4 year

How has the College Enrollment rate for students from West Town changed over time?



College Persistence



of 2019 high school graduates from West Town who enrolled in college in fall of 2019 were continuously enrolled through spring of 2021.

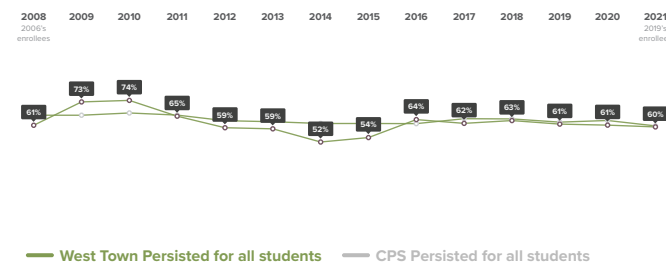
Where are 2019 CPS graduates from West Town after 4 semesters?

2-year enrollees 2019 Immediate Enrollees from West Town
 2% transferred to a 4-year college
 36% remained in a 2-year college
 62% did not persist

4-year enrollees 2019 Immediate Enrollees from West Town
 62% remained in a 4-year college
 5% transferred to a 2-year college
 34% did not persist

An additional 3% of West Town's 2019 high school graduates who immediately enrolled in 2-year college transferred to a 4-year college at semester 5.

How has the College Persistence rate for students from West Town changed over time?



College Completion



of 2015 high school graduates from West Town who immediately enrolled in college completed a degree or credential by spring of 2021.

What credentials did 2015 CPS graduates from West Town complete and how did college completion from West Town compare to completion across CPS?

College Completion by 2021 2015 Immediate Enrollees from West Town
 43% completed bachelor's degree
 4% completed associate degree or certificate
 53% did not complete college

College Completion by 2021 2015 Immediate Enrollees from CPS
 38% completed bachelor's degree
 10% completed associate degree or certificate
 51% did not complete college

How has the College Completion rate for students from West Town changed over time?

