

# South Lawndale Community Area 2020 Report



## Freshman Enrollment



first-time freshmen from South Lawndale enrolled in a CPS high school in 2019–2020.

### In which high schools do South Lawndale's 2019–2020 freshmen enroll?

High School	Number of Freshmen	Percentage of Freshmen	High School Type
Juarez	161	15%	Neighborhood High School
Farragut	116	11%	Neighborhood High School
Infinity Math/ Science	93	8%	Neighborhood High School
World Language	86	8%	Neighborhood High School
Social Justice	79	7%	Neighborhood High School
Other	485	48%	

## How do I use this dataset?

This report provides a snapshot of what 5 important milestones on the path to college completion look like for students from South Lawndale. The report can be a starting place to ask deeper questions about South Lawndale's data using the To&Through Online Milestones Tool like:

- What are the current milestone rates? How do these rates differ for different student groups?
- How have trends in these milestones changed overtime? What historical context and factors may have affected these rates?
- What additional context about student experiences can help me better understand these milestone rates?

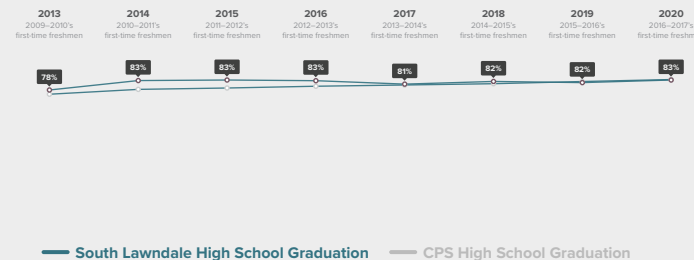
Take a deeper dive into the data at <https://toandthrough.uchicago.edu/tool/>

## High School Graduation



of 2016–2017 first-time freshmen from South Lawndale graduated high school by spring of 2020.

### How has the High School Graduation rate for students from South Lawndale changed over time?



## College Enrollment

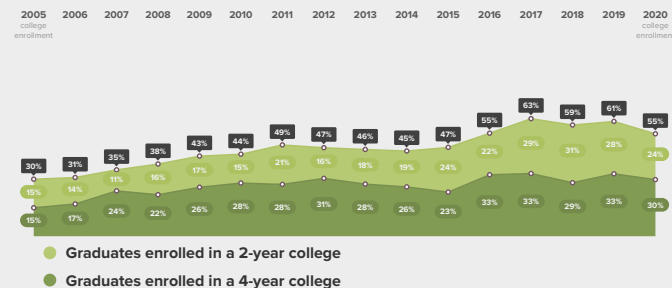


of 2020 high school graduates from South Lawndale enrolled in college in fall of 2020.

### In which colleges did 2020 CPS graduates from South Lawndale enroll?

	Graduates Enrolled	URM Grad Rate	Institutional Grad Rate	Institution Type
City Colleges of Chicago-Malcolm X College	95	24%	24%	2 year
University of Illinois at Chicago	90	54%	61%	4 year
City Colleges of Chicago-Harold Washington College	86	20%	19%	2 year
City Colleges of Chicago-Richard J Daley College	33	21%	26%	2 year
National Louis University	24	N/A	N/A	4 year

### How has the College Enrollment rate for students from South Lawndale changed over time?



## College Persistence



of 2017 high school graduates from South Lawndale who enrolled in college in fall of 2017 were continuously enrolled through spring of 2019.

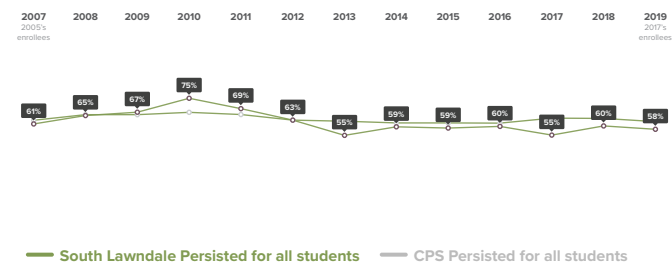
### Where are 2017 CPS graduates from South Lawndale after 4 semesters?

**2-year enrollees 2017 Immediate Enrollees from South Lawndale**  
 48% remained in a 2-year college  
 52% did not persist

**4-year enrollees 2017 Immediate Enrollees from South Lawndale**  
 8% transferred to a 2-year college  
 33% did not persist

An additional 3% of South Lawndale's 2017 high school graduates who immediately enrolled in 2-year college transferred to a 4-year college at semester 5.

### How has the College Persistence rate for students from South Lawndale changed over time?



## College Completion



of 2013 high school graduates from South Lawndale who immediately enrolled in college completed a degree or credential by spring of 2019.

### What credentials did 2013 CPS graduates from South Lawndale complete and how did college completion from South Lawndale compare to completion across CPS?

**College Completion by 2019 2013 Immediate Enrollees from South Lawndale**  
 29% completed a bachelor's degree  
 14% completed associate degree or certificate  
 57% did not complete college

**College Completion by 2019 2013 Immediate Enrollees from CPS**  
 35% completed a bachelor's degree  
 11% completed associate degree or certificate  
 54% did not complete college

### How has the College Completion rate for students from South Lawndale changed over time?

