

Freshman Enrollment



first-time freshmen from Austin enrolled in a CPS high school in 2019–2020.

In which high schools do Austin's 2019–2020 freshmen enroll?

High School	Number of Freshmen	Percentage of Freshmen	High School Type
Michele Clark	84	8%	Citywide School
Prosser	63	6%	Citywide School
Westinghouse College Prep	52	5%	Selective Enrollment School
Austin CCA	47	4%	Neighborhood High School
Noble St - ITW Speer	40	4%	Charter High School
Other	659	70%	

How do I use this dataset?

This report provides a snapshot of what 5 important milestones on the path to college completion look like for students from Austin. The report can be a starting place to ask deeper questions about Austin's data using the To&Through Online Milestones Tool like:

- What are the current milestone rates? How do these rates differ for different student groups?
- How have trends in these milestones changed overtime? What historical context and factors may have affected these rates?
- What additional context about student experiences can help me better understand these milestone rates?

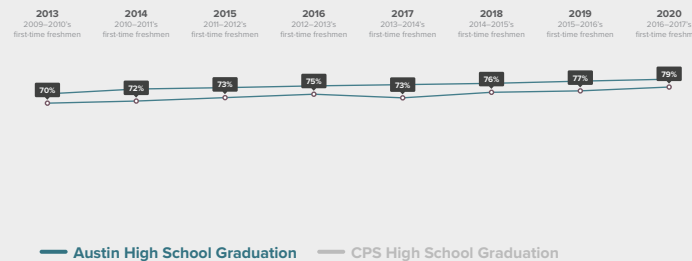
Take a deeper dive into the data at <https://toandthrough.uchicago.edu/tool/>

High School Graduation



of 2016–2017 first-time freshmen from Austin graduated high school by spring of 2020.

How has the High School Graduation rate for students from Austin changed over time?



College Enrollment

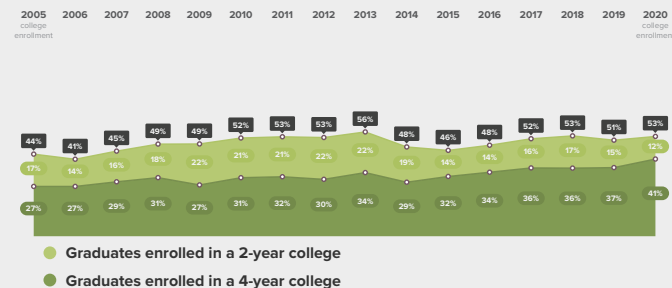


of 2020 high school graduates from Austin enrolled in college in fall of 2020.

In which colleges did 2020 CPS graduates from Austin enroll?

	Graduates Enrolled	URM Grad Rate	Institutional Grad Rate	Institution Type
City Colleges of Chicago-Malcolm X College	45	24%	24%	2 year
City Colleges of Chicago-Wilbur Wright College	44	23%	26%	2 year
University of Illinois at Urbana-Champaign	37	76%	85%	4 year
Northern Illinois University	27	36%	49%	4 year
University of Illinois at Chicago	26	54%	61%	4 year

How has the College Enrollment rate for students from Austin changed over time?



College Persistence



of 2017 high school graduates from Austin who enrolled in college in fall of 2017 were continuously enrolled through spring of 2019.

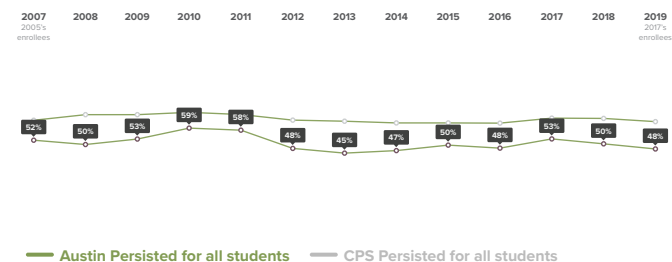
Where are 2017 CPS graduates from Austin after 4 semesters?

2-year enrollees 2017 Immediate Enrollees from Austin
 1% transferred to a 4-year college
 25% remained in a 2-year college
 74% did not persist

4-year enrollees 2017 Immediate Enrollees from Austin
 48% remained in a 4-year college
 9% transferred to a 2-year college
 43% did not persist

An additional 4% of Austin's 2017 high school graduates who immediately enrolled in 2-year college transferred to a 4-year college at semester 5.

How has the College Persistence rate for students from Austin changed over time?



College Completion



of 2013 high school graduates from Austin who immediately enrolled in college completed a degree or credential by spring of 2019.

What credentials did 2013 CPS graduates from Austin complete and how did college completion from Austin compare to completion across CPS?

College Completion by 2019 2013 Immediate Enrollees from Austin
 24% completed bachelor's degree
 7% completed associate degree or certificate
 70% did not complete college

College Completion by 2019 2013 Immediate Enrollees from CPS
 35% completed bachelor's degree
 11% completed associate degree or certificate
 54% did not complete college

How has the College Completion rate for students from Austin changed over time?

