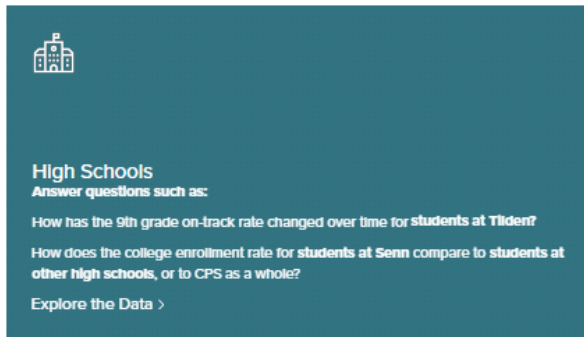
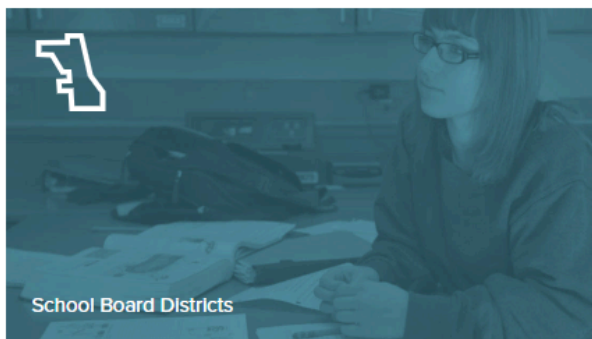



## Data by School Level



## Data by Residential Area



<https://toandthrough.uchicago.edu/tool/cps/>

The To&Through Milestones Tool is a free public tool. It's a place to explore data on key milestones along Chicago Public Schools (CPS) students' path from the middle grades through high school and college – including on-track, graduation, college enrollment, college persistence, and college completion. The data is also available for different groups of students, including by race/ethnicity, gender, English learner status, and for students with Individualized Education Programs (IEPs).

### Who should use this resource?

This is a valuable tool for anyone who supports students in Chicago Public Schools: administrators, district leaders, educators, families, community members, and higher education and nonprofit partners. Using this data can help strengthen pathways to opportunity for CPS students.

### What can I learn using this tool?

- ✓ Understand **who the students are** in my school, community, or School Board district
- ✓ See how **trends in educational outcomes** have changed over time
- ✓ Explore which **high schools and colleges** students from my school/community are enrolling into, and whether they are completing degrees
- ✓ Learn **which groups of students may need more support** to find success

## Get started exploring...

1. **Pick an entry point**—colleges, schools, community areas, or school board districts—that you feel most passionately about, and click into that box
2. **Choose 1 or 2 milestone pages**—9th grade on-track, college enrollment, etc.—that you want to dive into

3. **Investigate and ask questions!**

- ☐ Who is enrolling? How has the student population changed over time?
- ☐ What community areas and/or schools do students come from?

For each milestone you chose, investigate:

- ☐ How have rates on this milestone changed across time?
- ☐ Are outcomes on this milestone different for different groups of students (for example, students from different race/ethnicity or gender groups, students with IEPs, or students who are learning English)?
- ☐ Where do I see growth, and where do I see areas of opportunity?

4. **Reflect on what you saw**

- ☐ What affirmed something you already knew?
- ☐ What surprised you or challenged something you thought you knew?
- ☐ What insights are most important for other people to know?
- ☐ What additional questions did this data bring up, and how might you approach answering those questions?
- ☐ What opportunities exist to strengthen CPS student outcomes? What other resources are needed?

5. **Take an action step**

- ☐ Share an insight or data point you discovered with someone in your organization, community, or school
- ☐ Tell a friend about this tool
- ☐ Use another data source to explore a question that came up
- ☐ Explore our collection of Student Stories <https://bit.ly/TTSSStories> & Family Stories <http://bit.ly/TT-FStories> to hear the experiences behind these outcomes
- ☐ Attend one of our [public tool workshops](#) to learn more tips & tricks, or reach out to schedule a custom Tool workshop for your organization, community, or school